

MasterIT - Scripting Es5

PHP, Javascript

Sandro.Angius@lnf.infn.it

12/12/2002

tombola.php

- Un semplice programma php di esempio che realizza il cartellone della classica tombola natalizia.
- <http://www.lnf.infn.it/~angius/tombola.php>

```
<!DOCTYPE html PUBLIC "-//W3C//DTD HTML 4.01 Transitional//EN">
<html>
<head>
  <meta http-equiv="content-type" content="text/html; charset=ISO-8859-1">
  <title>Tombola PHP</title>
</head>
<body>
<div align="Center"><br>

<?php

echo '<p align="center"><font size="+2">Tombola PHP</font></p>';
echo '<TABLE ALIGN=CENTER BORDER=5>';
echo '<FORM ACTION="tombola.php" METHOD="POST">';

$colors[0] = '#F0F0D0';
$colors[1] = '#000000';
$colors[2] = '#FF0000';

$nrow = 9;
$ncol = 10;
$todo = 0;
$estrai = $_REQUEST["SUBMIT"] == "ESTRAI";
$notrestart = $_REQUEST["RESTART"] != "RESTART";

if ($notrestart) {
  $estratti = $_REQUEST["ESTRATTI"];
}
else {
  $estratti = '';
}
}
```

Tombola.php - Pag. 1/3

```

for ($chk = 1; $chk < 91; $chk++) {
    if ($_REQUEST["NH$chk"] && $notrestart) {
        $tchk[$chk] = 1;
    }
    else {
        $disp[++$todo] = $chk;
        $tchk[$chk] = 0;
    }
}

if ($estrai) {
    $num = (int) rand(1, $todo);
    $tchk[$disp[$num]] = 2;
    $estratti = "$disp[$num] $estratti";
}

$cnt = 0;

for ($row = 0; $row < $nrow; $row++) {
    echo "<TR>\n";
    for ($col = 0; $col < $ncol; $col++) {
        $cnt++;
        echo '<TD><H1><B> &nbsp; &nbsp;';
        echo '<FONT COLOR="' . $colors[$tchk[$cnt]] . '>';
        echo $cnt;
        echo '</FONT>';
        echo "&nbsp; &nbsp; </B></H1>\n";
    }
}

echo '</TABLE>';

```

Tombola.php - Pag. 2/3

```
for ($chk = 1; $chk < 91; $chk++) {
    if ($tchk[$chk]) {
        echo '<INPUT TYPE="HIDDEN" NAME="NH'. $chk . '" VALUE="1"';
        echo "\n";
    }
}
echo '<INPUT TYPE="HIDDEN" NAME="ESTRATTI" VALUE="" . $estratti . '">';
echo "\n";
if ($todo > 1) {
    echo '<BR><INPUT TYPE="SUBMIT" NAME="SUBMIT" VALUE="ESTRAI" ';
}

echo '<INPUT TYPE="SUBMIT" NAME="RESTART" VALUE="RESTART"';
echo '</FORM><BR>';

if ($todo < 90) { echo '<P> Ordine estratti (inverso): ' . $estratti; }
?>

<br>
</div>
</body>
</html>
```

Tombola PHP - Netscape

File Edit View Go Bookmarks Tools Window Help

http://www.infn.it/~angius/tombola.php Search

Tombola PHP

1	2	3	4	5	6	7	8	9	10
11	12	13	14	15	16	17	18	19	20
21	22	23	24	25	26	27	28	29	30
31	32	33	34	35	36	37	38	39	40
41	42	43	44	45	46	47	48	49	50
51	52	53	54	55	56	57	58	59	60
61	62	63	64	65	66	67	68	69	70
71	72	73	74	75	76	77	78	79	80
81	82	83	84	85	86	87	88	89	90

ESTRAI RESTART

Ordine estratti (inverso): 45 29 37 7 69 58 39 52 49 72 82 79

Document: Done (1.313 secs)

blocknotes.php

- Un altro semplice esempio di programma php per condividere un blocco appunti da qualsiasi browser su qualsiasi nodo internet.
- <http://www.lnf.infn.it/~angius/bn/blocknotes.php>

```

<!DOCTYPE html PUBLIC "-//W3C//DTD HTML 4.01 Transitional//EN">
<html><head>
  <meta http-equiv="content-type" content="text/html; charset=ISO-8859-1">
  <title>Block Notes PHP</title>
</head><body><div align="Center"><br>
<?php

$fname = 'msgs/bn.txt';
$client = $HTTP_SERVER_VARS["REMOTE_ADDR"];
$stamp = date("Y.m.d H:i");
echo '<p align="center"><font size="+2">BlockNotes PHP</font></p>';
echo "(Client: $client - Page loaded on: $stamp)<P>";
echo '<FORM ACTION="blocknotes.php" METHOD="POST">';
echo '<INPUT TYPE="SUBMIT" NAME="REFRESH" VALUE="REFRESH" ';
echo '<HR><p align="left">';

if ($_REQUEST["ADDMSG"] == "ADDMSG") {
  $msg2add = htmlentities($_REQUEST["MSG"]);
  if ($msg2add != '') {
    if (is_writable($fname)) {
      if ($fp = fopen($fname, 'a')) {
        $msg2add = preg_replace('/\n*(.+)\n*/', "$client ($stamp): $1", "\n$msg2add\n");
        if (! fwrite($fp, $msg2add)) { sherror('IO write error!'); }
        fclose($fp);
      }
      else { $src = sherror('The file cannot be opened!'); }
    }
    else { $src = sherror('The file cannot be written!'); }
  }
  else { $src = sherror('No message in texarea!'); }
}
}

```

Blocknotes.php - Pag. 1/2

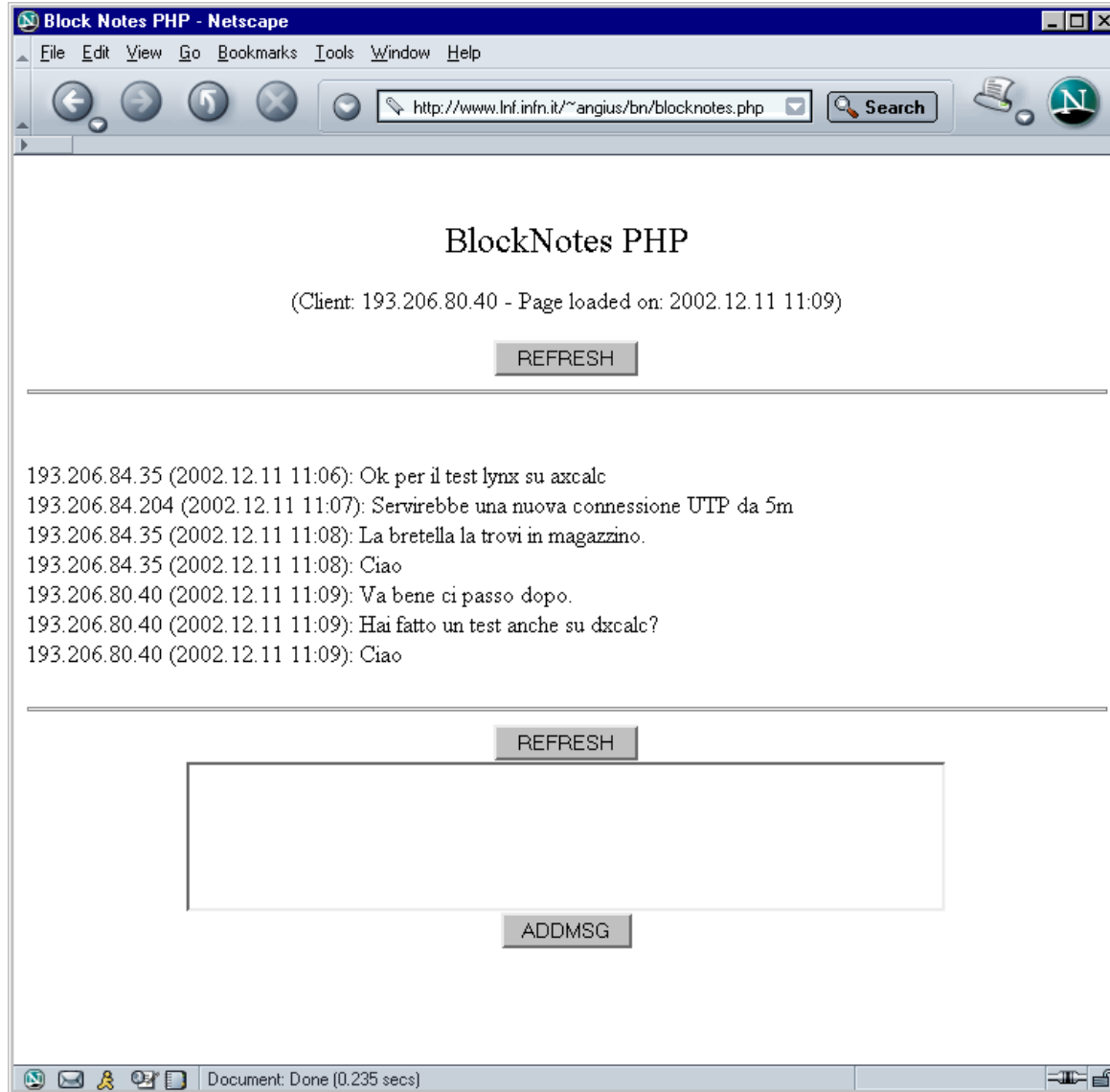

```
if (! $rc) {
    $bnhtml = implode('<BR>', file($fname));
}

echo "$bnhtml";
echo '</P><HR>';

echo '<INPUT TYPE="SUBMIT" NAME="REFRESH" VALUE="REFRESH"<BR>';
echo '<TEXTAREA NAME="MSG" COLS=60 ROWS=5 MAXLENGTH=800 WRAP=VIRTUAL></TEXTAREA>
<BR>';
echo '<INPUT TYPE="SUBMIT" NAME="ADDMSG" VALUE="ADDMSG" ';
echo '</FORM><BR>';

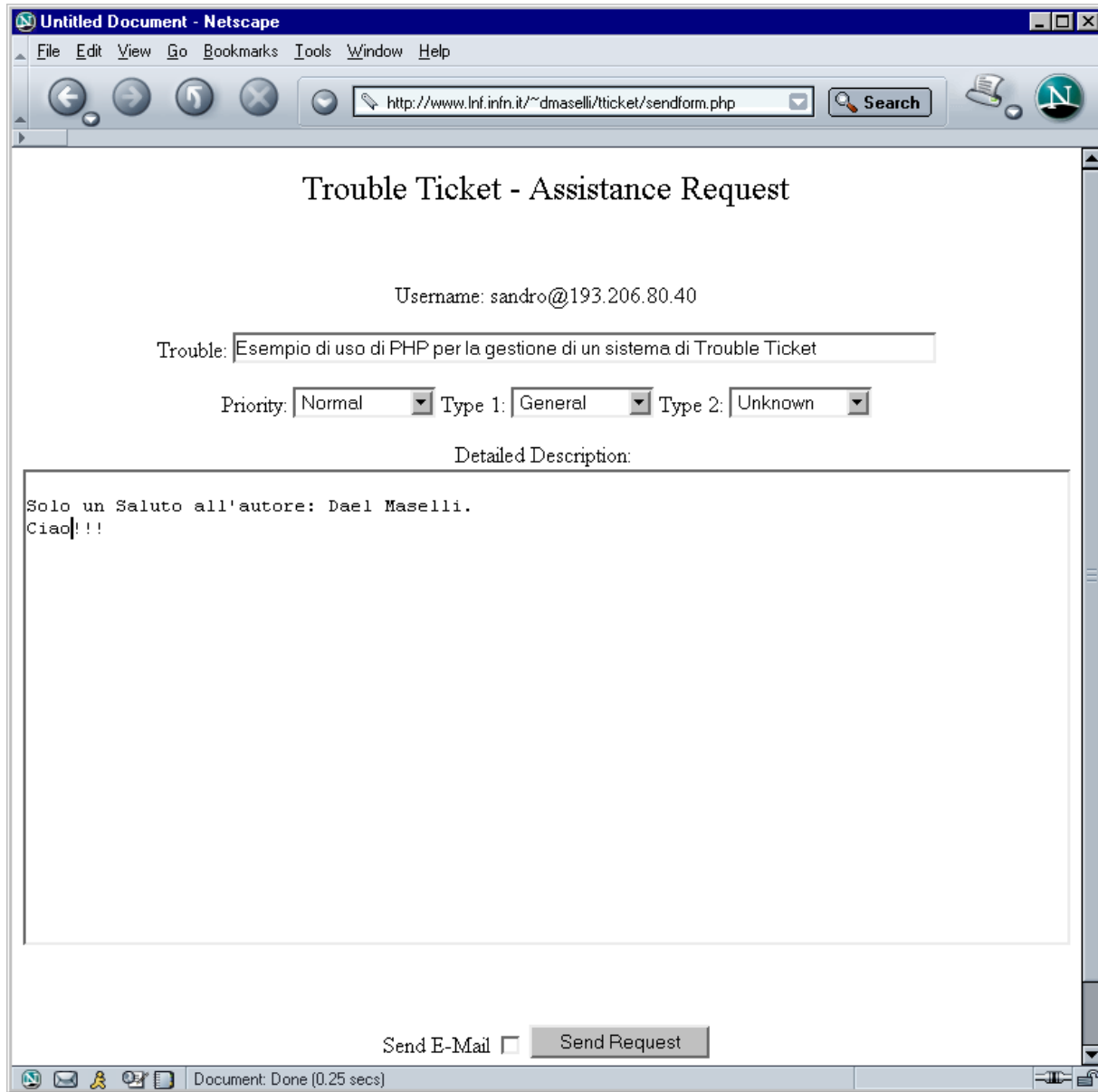
function sherror($msg) {
    echo "<BR><H1>ERROR: $msg </H1><BR>\n";
    return 1;
}

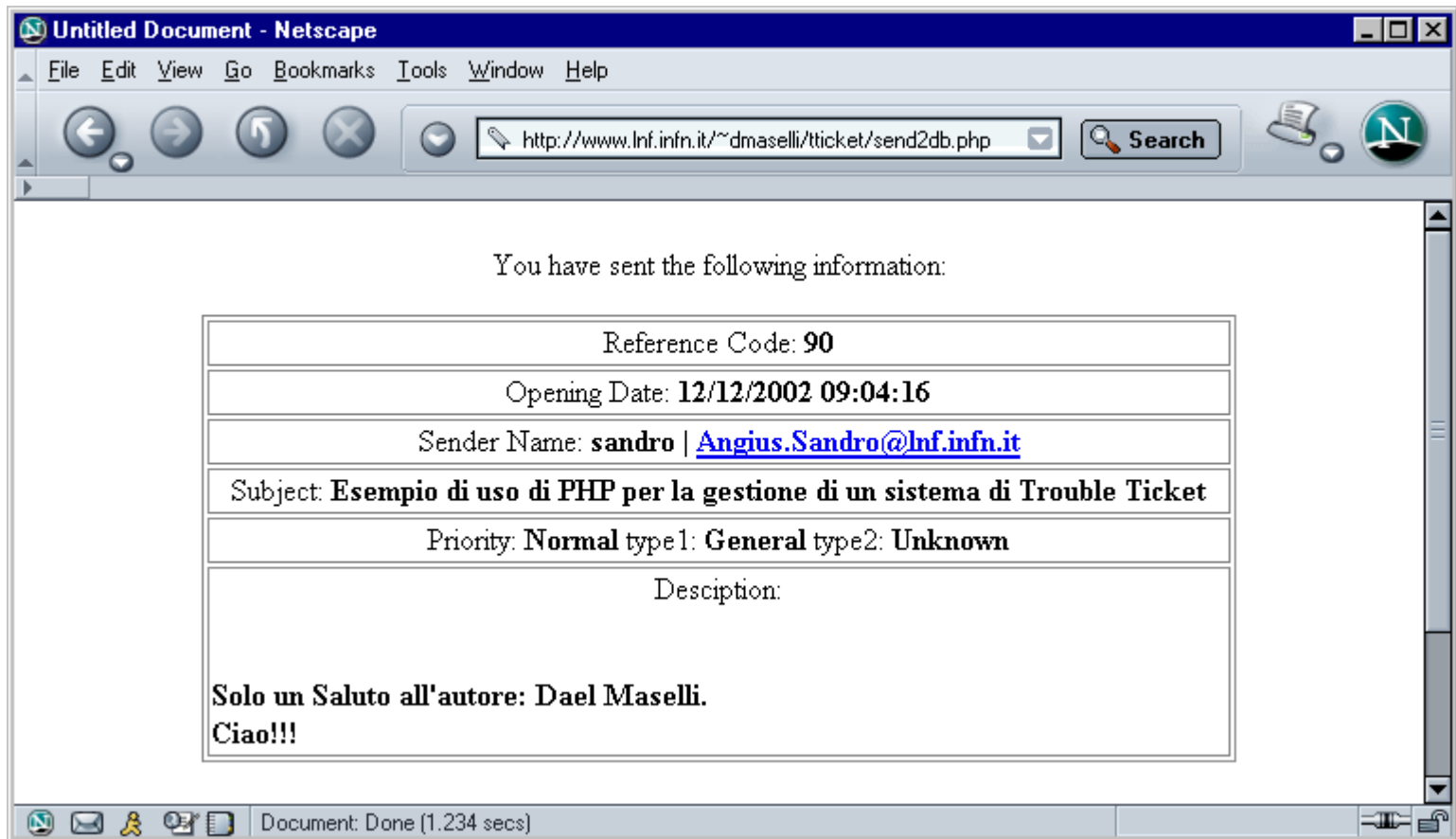
?>
<br>
</div>
</body>
</html>
```



PHP+MySQL:Un Applicazione “Concreta”

- PHP permette di realizzare semplicemente pagine dinamiche la cui composizione dipende dai ricavati da un database.
- In questo momento ai LNF si sta sviluppando un sistema di Trouble Ticket basato su PHP e MySQL.
- Per info sul sistema di Trouble Ticket potete contattare l'autore all'indirizzo: Dael.Maselli@lnf.infn.it





Untitled Document - Netscape

File Edit View Go Bookmarks Tools Window Help

http://www.lnf.infn.it/~dmaselli/ticket/ticketlist.php?srname=&srsubj=c&Search=Search&status= Search

Search

| [Back to Index](#) |

[Waiting](#) [Working](#) [Closed](#)

Regarding: | [ALL](#) | [PC](#) | [Network](#) | [Accounts](#) |

Username:

Subject:

Search

Tickets List

Listing **Waiting / Working** Tickets Regarding **Network**

	Ref Code	Sender	Reg.	Subject	Open	Closed	Priority
Details	54	Dael.Maselli@lnf.infn.it	Unknown	ciao	05/12/2002	-----	Low
Details	55	Dael.Maselli@lnf.infn.it	Unknown	ciao	05/12/2002	-----	Low
Details	75	Dael.Maselli@lnf.infn.it	Unknown	ciao	05/12/2002	-----	Low
Details	8	prova	Network	ciao	25/11/2002	06/12/2002	Normal

Document: Done (0.313 secs)

Untitled Document - Netscape

File Edit View Go Bookmarks Tools Window Help

http://www.lnf.infn.it/~dmaselli/ticket/details.php?cod=90 Search

Ticket Details:

Reference Code: 90
Opening Date: 12/12/2002 09:04:16
Closing Date: -----
Sender Name: sandro Angius.Sandro@lnf.infn.it
Subject: Esempio di uso di PHP per la gestione di un sistema di Trouble Ticket
Priority: Normal type1: General type2: Unknown
Description: Solo un Saluto all'autore: Dael Maselli. Ciao!!!
Updates: sandro 2002-12-12 09:06:13: Ticket in aggiornamento Manuale...

Document: Done (0.203 secs)

clock.html

- Banale esempio di orologio realizzato in Javascript.
- <http://www.lnf.infn.it/~angius/clock.html>


```
<html>
<head>
  <title>Clock</title>
</head>
<body>
<p>
<form NAME="cfm" onSubmit="return false">
<input
  NAME="ora"
  TYPE="button"
  VALUE="____ +++ Very simple Javascript Clock +++ ____"
  onClick="return false"
>
<p>

</form>
</body>
</html>

<script language="javascript">
  setInterval('document.cfm.ora.value = new Date();', 500);
// --></SCRIPT>

<noscript><i>
  Your browser is not JavaScript-enabled. Program will not work.</i>
</noscript>
```

Clock.html

tombola.html

- Versione in Javascript della tombola già vista nell'esempio PHP.
- Struttura a 2 window (client/server)
- <http://www.lnf.infn.it/~angius/tombola.html>

```
<!DOCTYPE html PUBLIC "-//W3C//DTD HTML 4.01 Transitional//EN">
<html>
<head>
  <meta HTTP-EQUIV="content-type" content="text/html; charset=ISO-8859-1">
  <title>Tombola Javascript</title>
</head>
<body>
<div ALIGN="CENTER"><br>

<script language="javascript">

where      = opener;
pfmt      = '';
estratti  = '';

if ( window.name != "TombolaSRV_CMD" ) {
    window.name = 'TombolaCLT';
    window.open(window.location, 'TombolaSRV_CMD',
'toolbar=no,location=no,directories=no,status=no,menubar=no,scrollbars=no,width=350,height=300');
}

function cartellone()
{
  var cnt;
  for (cnt = 1; cnt < 91; cnt++) {
    this[cnt] = 0;
  }
}
```

Tombola.html - Pag. 1/5

```

function showcart()
{
  var nrow = 9;
  var ncol = 10;
  var row, col, cnt;
  var colors = ['#F0F0D0', '#000000', '#FF0000'];

  where.document.writeln('<TITLE> Tombola Javascript </TITLE>');
  where.document.writeln('<P ALIGN="CENTER"><FONT SIZE="+2">Tombola Javascript</FONT></P>');
  where.document.writeln('<TABLE ALIGN=CENTER BORDER=5>');

  cnt = 0;
  for (row = 0; row < nrow; row++) {
    where.document.write("<TR>\n");
    for (col = 0; col < ncol; col++) {
      cnt++;
      where.document.write('<TD>' + pfmt + '<B> &nbsp; &nbsp;');
      where.document.write('<FONT COLOR="' + colors[tchk[cnt]] + '>');
      where.document.write(cnt);
      where.document.write("</FONT> &nbsp; &nbsp; </B></H1>\n");
    }
  }

  where.document.writeln('</TABLE><P>');
  if (estratti != '') {
    where.document.writeln("<CENTER>Numeri estratti: " + estratti + "</CENTER><BR>");
  }
  where.document.close();
}

```

```
function upclient()
{
    if (window.name == "TombolaSRV_CMD") {
        tchk = new cartellone();
        setfmt(1);
    }
}

function restart()
{
    var chk;
    estratti = '';
    for (chk = 1; chk < 91; chk++) {
        tchk[chk] = 0;
    }
    document.tfrm.unum.value = '*** Tombola *** ';
    document.tfrm.tnum.value = 'Numeri da estrarre: 90';
    showcart();
}

function estrai()
{
    var chk;
    var todo = 0;

    disp = new cartellone();

    for (chk = 1; chk < 91; chk++) {
        if (! tchk[chk]) {
            disp[++todo] = chk;
        }
    }
}
```

Tombola.html - Pag. 3/5

```

if (todo) {
    rnd = Math.ceil(todo * Math.random());
    tchk[disp[rnd]] = 2;
    estratti = disp[rnd] + " " + estratti;
    showcart();
    tchk[disp[rnd]] = 1;
    document.tfrm.unum.value = 'Ultimo numero estratto: ' + disp[rnd];
    document.tfrm.tnum.value = 'Numeri da estrarre: ' + --todo;
}
else {
    document.tfrm.tnum.value = 'Numeri Terminati !!!';
}
}

function setfmt(what)
{
    if (what) {
        pfmt = '<H1>';
        document.tfrm.fmt[1].checked = 1;
        document.tfrm.fmt[0].checked = 0;
    }
    else {
        pfmt = '';
        document.tfrm.fmt[0].checked = 1;
        document.tfrm.fmt[1].checked = 0;
    }
    showcart();
}

// --></SCRIPT>

```

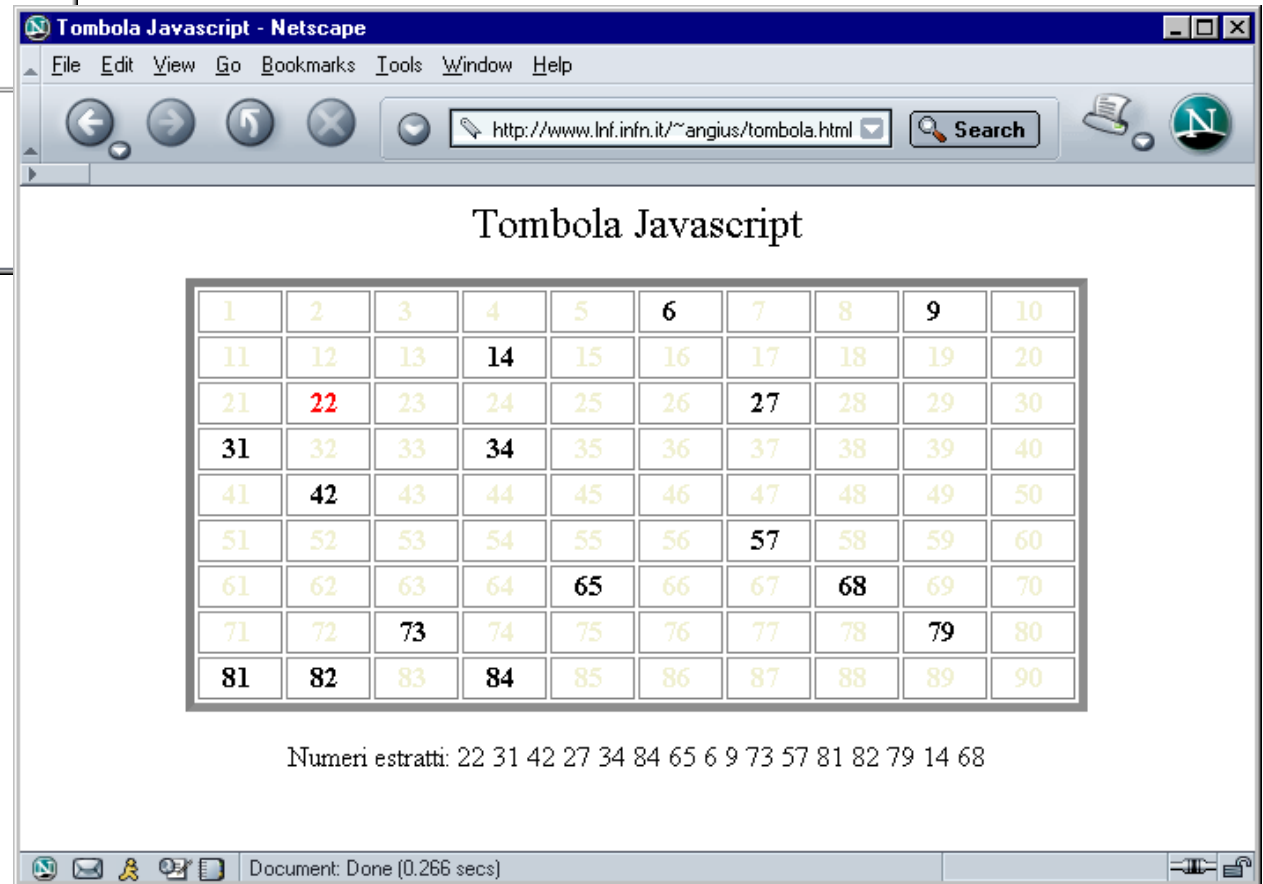
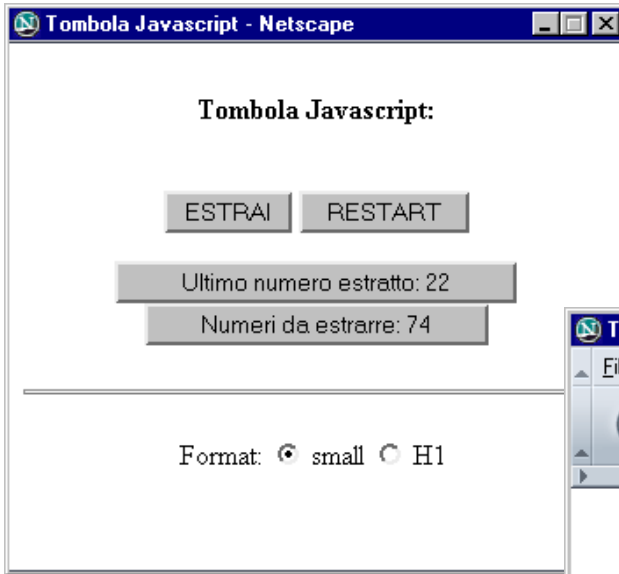
```
</head>
<body onLoad="upclient()">
  <b> Tombola Javascript: </b> <p>
  <form NAME="tfrm" onSubmit="return false">
  <br><input TYPE="button" NAME="SUBMIT" VALUE="ESTRAI" onClick="estrai()">
    <input TYPE="button" NAME="SUBMIT" VALUE="RESTART" onClick="restart()">

  <p>
  <input TYPE="button" NAME="unum" VALUE="Ultimo numero estratto:" onClick="return false">
  <input TYPE="button" NAME="tnum" VALUE="Numeri da estrarre: 90" onClick="return false">

  <p><hr><p>
  Format:
  <input TYPE=RADIO VALUE="" NAME=fmt onClick="setfmt(0)"> small
  <input TYPE=RADIO VALUE="" NAME=fmt onClick="setfmt(1)"> H1
  </form><br>

<noscript><i>
  Your browser is not JavaScript-enabled. Program will not work.</i>
</noscript>

</body>
</html>
```



calendar.html

- Esempio di calendario perpetuo in Javascript.
- Struttura a 2 window (client/server)

- <http://www.lnf.infn.it/~angius/calendar.html>

```
<HTML><HEAD><TITLE>Calendar</TITLE>
```

```
<SCRIPT language="javascript">
```

```
where      = opener;  
oggi       = new Date();  
cmese      = oggi.getMonth();  
canno      = oggi.getYear() + 1900;  
pfmt       = '';  
blinkit    = -1;
```

```
function checkyear(year)
```

```
{  
    var yy = parseInt(year, 10);
```

```
    if (isNaN(yy)) {  
        where.document.writeln(year + " is an invalid year !");  
        where.document.close();  
    }
```

```
    else {  
        canno = yy;  
        ycal(canno);  
        document.calfrm.fyear.value = '';
```

```
    }
```

```
function upclient()
```

```
{  
    if (window.name == "CalendarSRV") {  
        setfmt(1);  
        mcal(-1);
```

```
    }
```

```
}
```

Calendar.html - Pag. 1/7

```

function setfmt(what)
{
    if (what) {
        pfmt    = '<H1>';
        document.calfrm.fmt[1].checked = 1;
        document.calfrm.fmt[0].checked = 0;
    }
    else {
        pfmt    = '';
        document.calfrm.fmt[0].checked = 1;
        document.calfrm.fmt[1].checked = 0;
    }
}

function gmese(mese,anno)
{
    switch (mese) {
        case 1:
            if (((anno % 4 == 0) && (anno % 100 != 0)) || (anno % 400 == 0))
                return(29);
            else
                return(28);
            break;
        case 3:
        case 5:
        case 8:
        case 10:
            return(30);
            break;
    }
    return(31);
}

```

Calendar.html - Pag. 2/7

```

function ngiorni(g0, g1, g2, g3, g4, g5, g6)
{
    this[0] = g0;    this[1] = g1;    this[2] = g2;    this[3] = g3;
    this[4] = g4;    this[5] = g5;    this[6] = g6;
}

function nmesi(n0, n1, n2, n3, n4, n5, n6, n7, n8, n9, n10, n11)
{
    this[0] = n0;    this[1] = n1;    this[2] = n2;    this[3] = n3;
    this[4] = n4;    this[5] = n5;    this[6] = n6;    this[7] = n7;
    this[8] = n8;    this[9] = n9;    this[10] = n10; this[11] = n11;
}

function calendar(mese, anno)
{
    var nmese = new nmesi("January", "February", "March", "April", "May",
        "June", "July", "August", "September", "October", "November", "December"
    );
    var ngiorno = new ngiorni("Sun", "Mon", "Tue", "Wed", "Thu", "Fri", "Sat");
    var pgiorno, lmese, cnt;
    var oggi = new Date();

    oggi.setDate(1);
    oggi.setMonth(mese);
    oggi.setYear(anno);
    pgiorno = oggi.getDay();

    where.document.writeln("<CENTER><TABLE BORDER=5>");
    where.document.writeln("<TR><TH COLSPAN=7>" + pfmt);
    where.document.writeln(nmese[mese] + " " + anno);
    where.document.writeln("</TH></TR>\n<TR>");

```

Calendar.html - Pag. 3/7

```

for (cnt=0; cnt < 7; cnt++)
    where.document.writeln("<TH WIDTH=14.285% ALIGN=CENTER>" + pfmt + ngiorno[cnt] + "</TH>\n");
where.document.writeln("</TR>\n<TR>");
if (pgiorno) where.document.writeln("<TD COLSPAN=" + pgiorno + "> </TD>");
col = pgiorno; lmes = gmes(mese, anno);
for (cnt = 1; cnt <= lmes; cnt++) {
    where.document.writeln("<TD>" + pfmt);
    if (cnt == blinkit)
        where.document.writeln("<FONT COLOR=\"#FF0000\"><BLINK>" + cnt + "</FONT></BLINK>");
    else
        where.document.writeln(cnt);
    where.document.writeln("</TD>");
    if ((++col == 7) && (cnt < lmes)) { where.document.writeln("</TR>\n<TR>"); col = 0; }
}
where.document.writeln("</TR></TABLE>");
}

function mcal(mode)
{
var oggi = new Date();

    blinkit = -1;
    switch (mode) {
        case -1: cmese = oggi.getMonth(); blinkit = oggi.getDate(); break;
        case -2: cmese = (--cmese < 0 ? (--canno, cmese = 11) : cmese); break;
        case -3: cmese = (++cmese > 11 ? (++canno, cmese = 0) : cmese); break;
        default: cmese = mode;
    }
    where.document.writeln("<TITLE>Calendar " + (cmese+1) + "/" + canno + "</TITLE>");
    calendar(cmese, canno);
    where.document.close();
}

```

Calendar.html - Pag. 4/7

```
function ycal(mode)
{
var mese;
var oggi = new Date();

    blinkit = -1;
    switch (mode) {
        case -1: canno = oggi.getYear() + 1900; break;
        case -2: canno = --canno; break;
        case -3: canno = ++canno; break;
        default: canno = mode;
    }
    where.document.writeln("<TITLE>Calendar " + canno + "</TITLE>");
    for (mese = 0; mese < 12;) calendar(mese++, canno);
    where.document.close();
}

if ( window.name != "CalendarSRV" ) {
    window.name = 'CalendarCLT';
    window.open(window.location, 'CalendarSRV', 'toolbar=no,location=no,direct
ories=no,status=no,menubar=no,scrollbars=no,resizable=yes,copyhistory=no,width=3
50,height=500');
}
// --></SCRIPT>
```

```

</HEAD>
<BODY onLoad="upclient()" >
  <H1>          Choose calendar:          <P>          </H1>
  <FORM NAME="calfrm" onSubmit="return false">
  <TABLE ALIGN=CENTER>
    <TR><TD WIDTH="33.3%" ALIGN=CENTER>
      <INPUT WIDTH="100%" TYPE="button" VALUE="This Month" onClick="mcal(-1)">
    <TD WIDTH="33.3%" ALIGN=CENTER>
      <INPUT WIDTH="100%" TYPE="button" VALUE="Prev. Month" onClick="mcal(-2)">
    <TD WIDTH="33.3%" ALIGN=CENTER>
      <INPUT WIDTH="100%" TYPE="button" VALUE="Next Month"  onClick="mcal(-3)">
  <TR><TD ALIGN=CENTER>
    <INPUT WIDTH="100%" TYPE="button" VALUE="Jan" onClick="mcal(0)">
  <TD ALIGN=CENTER>
    <INPUT WIDTH="100%" TYPE="button" VALUE="Feb" onClick="mcal(1)">
  <TD ALIGN=CENTER>
    <INPUT WIDTH="100%" TYPE="button" VALUE="Mar" onClick="mcal(2)">
  <TR><TD ALIGN=CENTER>
    <INPUT WIDTH="100%" TYPE="button" VALUE="Apr" onClick="mcal(3)">
  <TD ALIGN=CENTER>
    <INPUT WIDTH="100%" TYPE="button" VALUE="May" onClick="mcal(4)">
  <TD ALIGN=CENTER>
    <INPUT WIDTH="100%" TYPE="button" VALUE="Jun" onClick="mcal(5)">
  <TR><TD ALIGN=CENTER>
    <INPUT WIDTH="100%" TYPE="button" VALUE="Jul" onClick="mcal(6)">
  <TD ALIGN=CENTER>
    <INPUT WIDTH="100%" TYPE="button" VALUE="Aug" onClick="mcal(7)">
  <TD ALIGN=CENTER>
    <INPUT WIDTH="100%" TYPE="button" VALUE="Sep" onClick="mcal(8)">

```

Calendar.html - Pag. 6/7

```

<TR><TD ALIGN=CENTER>
  <INPUT WIDTH="100%" TYPE="button" VALUE="Oct" onClick="mcal(9)">
<TD ALIGN=CENTER>
  <INPUT WIDTH="100%" TYPE="button" VALUE="Nov" onClick="mcal(10)">
<TD ALIGN=CENTER>
  <INPUT WIDTH="100%" TYPE="button" VALUE="Dec" onClick="mcal(11)">
<TR><TD ALIGN=CENTER>
  <INPUT WIDTH="100%" TYPE="button" VALUE="This Year" onClick="ycal(-1)">
<TD ALIGN=CENTER>
  <INPUT WIDTH="100%" TYPE="button" VALUE="Prev Year" onClick="ycal(-2)">
<TD ALIGN=CENTER>
  <INPUT WIDTH="100%" TYPE="button" VALUE="Next Year" onClick="ycal(-3)">
<TR><TD ALIGN=RIGHT>
  Year:
<TD ALIGN=CENTER>
  <INPUT TYPE="TEXT" SIZE=7 VALUE="" NAME=fyear
  onChange="checkyear(this.value)">
<TR><TD ALIGN=CENTER>
  Format:
<TD ALIGN=CENTER>
  <INPUT TYPE=RADIO VALUE="" NAME=fmt onClick="setfmt(0)"> small
<TD ALIGN=CENTER>
  <INPUT TYPE=RADIO VALUE="" NAME=fmt onClick="setfmt(1)"> H1
</TABLE>
<P>
<P>
</FORM>
</BODY>
</HTML>

```




Bibliografia

- <http://www.php.net/>
- Copia degli scripts si trova in:
</afs/lnf.infn.it/project/master.it/doc/Scripting/EsScripts/>