

COMITATO NAZIONALE PER L'ENERGIA NUCLEARE
Laboratori Nazionali di Frascati

LNF-72/20
19 Marzo 1972

A. Bramón and M. Greco: RADIATIVE DECAYS OF MESONS
AND AN EXTENDED VECTOR MESON DOMINANCE MODEL. -

A. Bramón^(x) and M. Greco: RADIATIVE DECAYS OF MESONS AND AN EXTENDED VECTOR MESON DOMINANCE MODEL. -

ABSTRACT. -

A model describing the radiative $P \rightarrow \gamma\gamma$, $V \rightarrow P\gamma$, $P \rightarrow PP\gamma$ and the strong $V \rightarrow PPP$ decays is proposed. The amplitudes for processes with a three-particle final state are approximated by Finite Dispersion Relation and the coupling constants are related by the Quark Model. Predictions derived from usual VMD are only in qualitative agreement with experiments. Better agreement is achieved by extending VMD with the inclusion of further vector-mesons.

1. - INTRODUCTION. -

The introduction of Vector Meson Dominance (VMD) in the analysis of the radiative decays of mesons dates from 1962 and is due to Gell-Mann, Sharp and Wagner⁽¹⁾. When combined with unitary symmetry arguments, VMD has shown to be a particularly predictive model inducing several authors⁽²⁻⁶⁾ to perform more extensive studies on the subject. However, in order to get a quantitative agreement with actual experimental results, some improvements must be added to the original scheme. The main tendency has consisted in considering SU(3) breaking effects. This amounts to a simple inclusion of ω - φ and η - η' mixing^(3,4)

(x) - On leave of absence from Departamento de Física Teórica - Barcelona.

2.

to the use of chiral symmetries⁽⁵⁾ and the most general form of octet-broken SU(3)⁽⁶⁾. As a consequence the number of arbitrary parameters of the model is considerably increased and its predictive power is therefore reduced.

In the present paper a model following a rather opposite approach is proposed. The main hypothesis consists in an extension of VMD under the assumption that further vector mesons exist (EVMD). Furthermore the amplitudes for decays into a three-particles final state are evaluated using finite dispersion relations (FDR) implemented by duality and finite-energy sum rules (FESR), as suggested by Aviv and Nusinov⁽⁷⁾, instead of a simple pole dominance approximation. The restrictive predictions of the quark model are then invoked to relate the different coupling constants. In this way all the processes under consideration can be described in terms of only two unknown parameters. Good agreement between theory and experiment is achieved.

2. - DECAY AMPLITUDES AND FDR. -

We restrict ourselves to consider the radiative decays of pseudoscalar (P) and vector (V) mesons

$$(1a) \quad V \rightarrow P \gamma$$

$$(1b) \quad P \rightarrow \gamma \gamma$$

$$(1c) \quad P \rightarrow PP \gamma$$

and the strong interaction decays

$$(1d) \quad V \rightarrow PPP$$

The decays (1a, b), with only two stable particles in the final state, are described by the matrix element

$$(2) \quad G \varepsilon_{\alpha \beta \gamma \delta} k_1^\alpha \varepsilon_1^\beta k_2^\gamma \varepsilon_2^\delta$$

where G is the coupling constant, $k_{1,2}$ are the four-momenta of the spin-one particles and $\varepsilon_{1,2}$ their polarizations. The decay widths are then given by the well known expressions

$$(3a) \quad \Gamma(V \rightarrow P \gamma) = G_{VP\gamma}^2 \frac{(m_V^2 - m_P^2)^3}{96 \pi m_V^3}$$

$$(3b) \quad \Gamma(P \rightarrow \gamma\gamma) = G_{P\gamma\gamma}^2 \frac{m_P^3}{64\pi}$$

quoted here for completeness.

In the remaining cases (1c, d), with a three-particle final state, the matrix element may be written as

$$(4) \quad T(\nu, t) = A(\nu, t) \varepsilon_{\alpha\beta\gamma\delta} \varepsilon_{q_1}^{\alpha} \varepsilon_{q_2}^{\beta} p^{\gamma} p^{\delta}$$

where $4\nu \equiv s - u$, $s \equiv (p - q_1)^2$, $t \equiv (q_1 + q_2)^2$, $q_{1,2}$ are the four-momenta of the pseudoscalar mesons in the final state and p that of the decaying particle. The pole model of Gell-Mann et al. (1) approximates $A(\nu, t)$ by the contribution of the poles of the intermediate vector mesons. Such a procedure however is rather crude and, as shown by several authors (7,8), some of the failures of the model can be attributed to this fact. Alternatively, we shall use the FDR approach which has been proved to be a useful tool to get a more reliable approximation for $A(\nu, t)$.

Essentially, FDR allows to decompose the amplitude $A(\nu, t)$ in two main contributions. The first one comes, as in the case of the pole model, from the nearby s - and u -channel singularities, for values of $\nu \leq N$, where N is the cut-off parameter. The second contribution accounts for the remaining resonant states and is dominated by the leading Regge trajectory exchanged in the t -channel provided N has been chosen sufficiently large. In the spirit of duality, these two contributions are not independent and may be related by means of FESR. Moreover, in cases of actual interest both sides of the FESR are fairly well known and from the verification of the sum rule we estimate the most adequate value for N and at the same time the degree of reliability of our calculations.

We consider first the decay $\omega \rightarrow \pi^+ \pi^- \pi^0$. The ρ^\pm poles dominate the s and u -channels whereas the ρ -trajectory, $\alpha \equiv \alpha_\rho(t) = 0.50 + \alpha' t$, with $\alpha' = 0.9 \text{ GeV}^{-2}$, is exchanged in the t -channel.

Parametrizing the amplitude for high ν and fixed t as

$$(5) \quad A(\nu, t) \rightarrow g_{\rho\omega\pi} g_{\rho\pi\pi} \frac{\pi \alpha'}{\Gamma(\alpha)} \frac{1 - e^{-i\pi\alpha}}{\sin \pi\alpha} (2\alpha'\nu)^{\alpha-1}$$

and using FDR techniques we obtain the following expression of the amplitude in the Dalitz region:

$$(6) \quad A(\nu, t) = g_{\rho\omega\pi} g_{\rho\pi\pi} \left\{ \frac{1}{s - m_\rho^2} + \frac{1}{u - m_\rho^2} + \frac{1}{t - m_\rho^2} \frac{(2\alpha'N)^{\alpha-1}}{\Gamma(\alpha)} \right\}$$

4.

The only difference between eq. (6) and the simple pole model is the factor $(2\alpha'N)^{\alpha-1}/\Gamma(\alpha)$ affecting the last term.

We also derive by standard techniques the first-moment FESR

$$(7) \quad 2m_\rho^2 - m_\omega^2 - 3m_\pi^2 + t = \frac{4\alpha'}{\Gamma(\alpha)} \frac{N^2(2\alpha'N)^{\alpha-1}}{\alpha+1}$$

The two sides of eq. (7) are plotted in Fig. 1 for $N = 0.64 \text{ GeV}^2 + 1/4 t$.

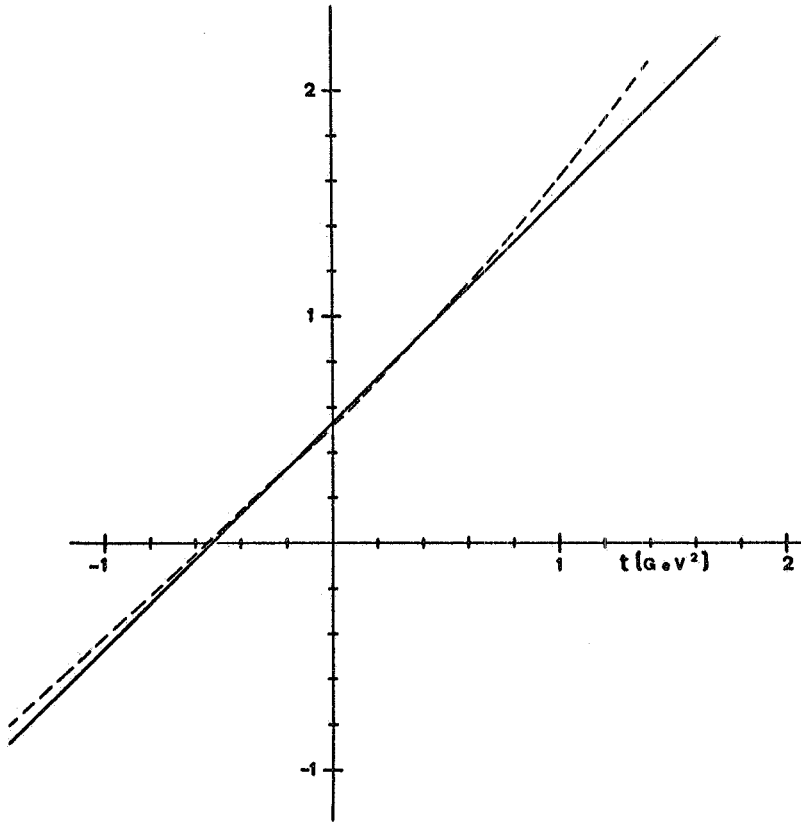


FIG. 1 - Saturation of the sum rule, eq. (7) for the $\omega \rightarrow 3\pi$ amplitude. Full line represents the resonance side and dashed line the Regge side. Ordinates are in arbitrary units.

With this choice the agreement is particularly good for physical values of t and remains reasonable for a larger range of t values outside the Dalitz region. Notice that the cut-off N has been chosen between, but not exactly midway, the last included resonance and the first left out, the g -meson in this case. Equation (6) leads by numerical integration to

$$(8a) \quad \Gamma(\omega \rightarrow \pi^+ \pi^- \pi^0) = g_{\rho\omega\pi}^2 \frac{g_{\rho\pi\pi}^2}{4\pi} (10.5 \times 10^3 \text{ MeV}^3).$$

The present result agrees rather well, as could be expected, with that obtained by Goldberg and Srivastava⁽⁹⁾ within the framework of the Veneziano model and is roughly 20% smaller than the simple pole model result^(1, 4). A similar calculation for the $\varphi \rightarrow \pi^+ \pi^- \pi^0$ decay gives

$$(8b) \quad \Gamma(\varphi \rightarrow \pi^+ \pi^- \pi^0) = g_{\varrho\varphi\pi}^2 \frac{g_{\varrho\pi\pi}^2}{4\pi} (38 \times 10^4 \text{ MeV}^3).$$

Eq. (8b) essentially coincides with the pole model expression⁽⁴⁾ due to the fact that the two final pions are roughly on the ϱ mass.

Let us now turn to the $\eta \rightarrow \pi^+ \pi^- \gamma$ transition. The ϱ -trajectory α is again assumed to dominate the t-channel exchange while the A_2 poles describe the low energy s- and u-channels contribution. We obtain:

$$(9) \quad A(\nu, t) = \frac{2g_{A_2\eta\pi} g_{A_2\pi\gamma}}{s - m_{A_2}^2} \left\{ 2t + s - \Sigma - \frac{m_\pi^2}{s} (m_\eta^2 - m_\pi^2) \right\} + \\ + (s \leftrightarrow u) + \frac{2g_{\varrho\pi\pi} g_{\varrho\eta\gamma}}{t - m_\varrho^2} \frac{(2\alpha'N)^{\alpha-1}}{\Gamma(\alpha)}$$

where

$$\Sigma = s + t + u = m_\eta^2 + 2m_\pi^2$$

The first-moment FESR is written as

$$(10) \quad (t + 2m_{A_2}^2 - \Sigma) \left\{ 2t + m_{A_2}^2 - \Sigma - \frac{m_\pi^2}{m_{A_2}^2} (m_\eta^2 - m_\pi^2) \right\} = K \frac{4\alpha'}{\Gamma(\alpha)} \frac{N^2 (2\alpha'N)^{\alpha-1}}{\alpha+1}$$

where $K \equiv g_{\varrho\pi\pi} g_{\varrho\eta\gamma} / g_{A_2\eta\pi} g_{A_2\pi\gamma}$ and the coupling constants have been defined as in reference (10). From the experimental data⁽¹¹⁾ $\Gamma(A_2 \rightarrow \eta\pi) \simeq 15.3 \text{ MeV}$, $\Gamma(A_2 \rightarrow \varrho^0\pi) \simeq 32.5 \text{ MeV}$ and $\Gamma(\varrho \rightarrow \pi\pi) \simeq 140 \text{ MeV}$ we obtain $g_{A_2\eta\pi} \simeq 2.8 \text{ GeV}^{-1}$, $g_{A_2\pi\varrho} \simeq 7.7 \text{ GeV}^{-2}$ and $g_{\varrho\pi\pi} \simeq 5.9$. Introducing in eq. (8a) the experimental result⁽¹¹⁾ $\Gamma(\omega \rightarrow \pi^+ \pi^- \pi^0) = 10.2 \text{ MeV}$ and using SU(3) arguments, as described in the next Section, we also obtain $g_{\varrho\eta\varrho} = 17. \text{ GeV}^{-1}$. These results and usual VMD lead to the relations

$$(11) \quad K \simeq g_{\varrho\pi\pi} g_{\varrho\eta\varrho} / g_{A_2\eta\pi} g_{A_2\pi\varrho} \simeq (4.6 \pm 0.9) \text{ GeV}^2$$

6.

where the quoted error represent a reasonable estimate of the uncertainties on the above experimental data^(x). Notice that the numerical value of eq. (11) agrees with that reported in reference (10). The two sides of the FESR⁽¹⁰⁾ are then plotted in Fig. 2. with a cut-off $N = 0.90 \text{ GeV}^2 + 1/4 t$. Again this choice implies the exact verification of eq. (10) for the physical values of the two pion invariant mass, $t \approx 0.16 \text{ GeV}^2$, and a reasonable agreement for a larger t region. From equation (9) we finally deduce

$$(12a) \quad \Gamma(\eta \rightarrow \pi^+ \pi^- \gamma) = g_{\eta \rho \gamma}^2 \frac{g_{\rho \pi \pi}^2}{4\pi} (53 \pm 9) \text{ MeV}^3.$$

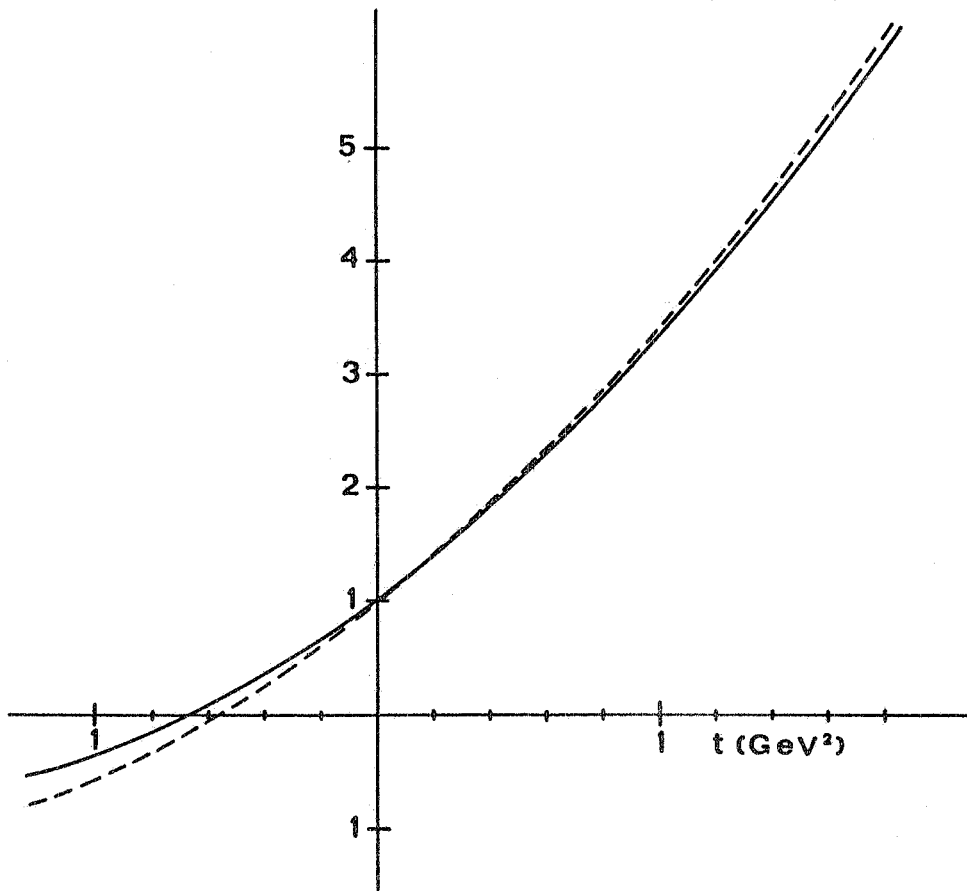


FIG. 2 - Saturation of the sum rule, eq. (10), for the $\eta \rightarrow \pi^+ \pi^- \gamma$ amplitude, as in Fig. 1.

(x) - In deriving the first equality of eq. (11) we have assumed that modifications of VMD, as described in next Section, have negligible effects on the ratio K .

This result is again in good agreement with the Veneziano model evaluation⁽⁹⁾ and represents a considerable correction, of about a factor of 3, to the pole model result^(1,4). In Fig. 3, we show the photon-energy spectrum computed by FDR technique and by the pole model, as compared with the experimental data⁽¹²⁾. The agreement is good in both cases.

We also have

$$(12b) \quad \Gamma(\eta' \rightarrow \pi^+ \pi^- \gamma) = g_{\eta' \rho \gamma}^2 \frac{g_{\rho \pi \pi}^2}{4\pi} (1.6 \times 10^5 \text{ MeV}^3)$$

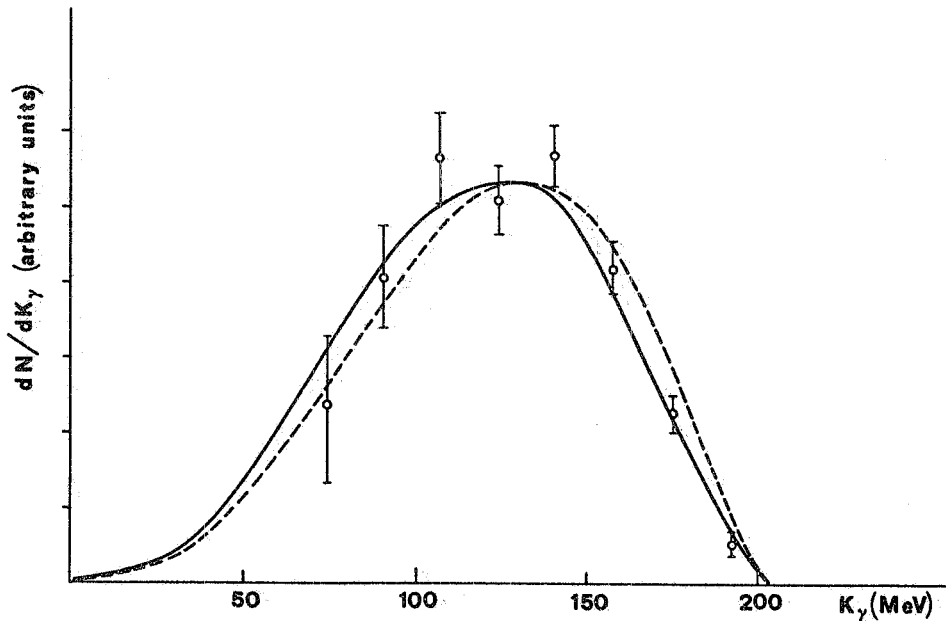


FIG. 3 - Photon energy distribution in the $\eta' \rightarrow \pi^+ \pi^- \gamma$ decay as predicted by VMD (dashed line) and by FDR techniques (full line).

which has been derived in the same way or, more simply, calculating $\Gamma(\eta' \rightarrow \rho^0 \gamma)$ through the matrix element (2). This simplification is due to the fact that the invariant mass of the two pions is now essentially equal to m_ρ^2 and the corrections therefore to the simple pole model are negligible.

3. - EXTENDED VMD AND QUARK MODEL. -

The coupling constants appearing in the decay rates discussed in the preceding Section can be easily related by means of VMD as down in references (3-6).

It is however well known that simple VMD can fail when applied

to relate different processes^(x). The most striking failure is the relation between total γp cross section and vector meson photo-production⁽¹³⁾. The value $g_\rho^2/4\pi = 1.4 \pm 0.2$ obtained in this way is indeed in sharp disagreement with the colliding beams result⁽¹⁴⁾ $f_\rho^2/4\pi = 2.54 \pm 0.23$. An obvious possible reason for discrepancies is the existence of additional hadronic vector states, as suggested by many theoretical models, which couple to the photon. The rather large cross sections for e^+e^- annihilation into hadrons measured at Frascati⁽¹⁵⁾ seem to confirm this hypothesis. The channel $e^+e^- \rightarrow \pi^+\pi^-\pi^+\pi^-$, in particular, presents a bump structure⁽¹⁶⁾ at energies $2E = \sqrt{s} \approx 1.6$ GeV which could be interpreted as a ρ' -meson⁽¹⁷⁾.

Motivated by these reasons we analyze in what follows the predictions of the VMD model extended by the inclusion of these higher states. We shall also assume, as suggested by the quark model, that the new vector mesons V' are classified according to SU(3) nonets, similarly to the known vector states V . In what follows we'll make use of only one additive nonet of vector mesons, which will account in the average for all the set, presumably infinite, of higher states.

Defining the V, V' -photon couplings as

$$g_{V\gamma} \equiv em_V^2/f_V, \quad g_{V'\gamma} \equiv em_{V'}^2/f_{V'}$$

and the strong vertices VVP and $VV'P$ through

$$\begin{aligned} g &\equiv g_{\rho\rho\eta_8} & , & & h &\equiv g_{\omega\rho\eta_8} & , & & f &\equiv g_{\rho\rho\eta} & , \\ g' &\equiv g_{\rho\rho'\eta_8} & , & & h' &\equiv g_{\omega\rho'\eta_8} & , & & f' &\equiv g_{\rho\rho'\eta} & , \end{aligned}$$

we can express, as down in ref. (18), the different coupling constants for the decays (1) in terms of these eight parameters.

We prefer however to reduce the number of these unknown quantities taking into account the well known quark model predictions

$$(13) \quad h = f = \sqrt{2} g \quad \text{and} \quad h' = f' = \sqrt{2} g'$$

In this way all the processes under consideration depend exclusively on two independent parameters which, for convenience, are chosen to be

(x) - For a detailed discussion on the subject see for instance ref. (13).

$g_{\rho\omega\pi}$ and $\lambda \approx g_{\rho'\omega\pi} f_{\rho'} / g_{\rho\omega\pi} f_{\rho}$. Introducing the ω - ρ and η - η' mixing angles, θ_V and θ_P , through the corrections

$$(14) \quad \begin{aligned} \varphi &= -\cos\theta_V \omega_8 + \sin\theta_V \omega_1 & \eta &= \cos\theta_P \eta_8 - \sin\theta_P \eta_1 \\ \omega &= \sin\theta_V \omega_8 + \cos\theta_V \omega_1 & \eta' &= \sin\theta_P \eta_8 + \cos\theta_P \eta_1 \end{aligned}$$

and the "ideal" mixing angle $\theta_0 = \arctg 1/\sqrt{2} = 35.3^\circ$ we obtain

$$(15a) \quad \begin{aligned} g_{\rho\varphi\pi} &= \text{tg}(\theta_V - \theta_0) g_{\rho\omega\pi} \\ g_{\varphi\pi^0\gamma} &= \text{tg}(\theta_V - \theta_0) g_{\rho\omega\pi} \frac{e}{f_\rho} (1 + \lambda) \\ g_{\pi^0\gamma\gamma} &= g_{\rho\omega\pi} \frac{2e^2}{f_\rho f_\omega} \left\{ 1 - \text{tg}(\theta_V - \theta_0) \frac{f_\omega}{f_\varphi} \right\} (1 + 2\lambda) \end{aligned}$$

and with the simplifying approximation $\theta_V = \theta_0$

$$(15b) \quad \begin{aligned} g_{\omega\pi^0\gamma} &= g_{\rho\omega\pi} \frac{e}{f_\rho} (1 + \lambda) \\ g_{\rho\pi\gamma} &= \frac{1}{3} g_{\rho\omega\pi} \frac{e}{f_\rho} (1 + \lambda) \\ g_{\rho\eta\gamma} &= \frac{1}{\sqrt{3}} g_{\rho\omega\pi} (\cos\theta_P - \sqrt{2}\sin\theta_P) \frac{e}{f_\rho} (1 + \lambda) \\ g_{\omega\eta\gamma} &= \frac{1}{3\sqrt{3}} g_{\rho\omega\pi} (\cos\theta_P - \sqrt{2}\sin\theta_P) \frac{e}{f_\rho} (1 + \lambda) \\ g_{\varphi\eta\gamma} &= \frac{2}{3\sqrt{3}} g_{\rho\omega\pi} (\sqrt{2}\cos\theta_P + \sin\theta_P) \frac{e}{f_\rho} (1 + \lambda) \\ g_{\eta\gamma\gamma} &= \frac{2}{3\sqrt{3}} g_{\rho\omega\pi} (\cos\theta_P - 2\sqrt{2}\sin\theta_P) \frac{e^2}{f_\rho^2} (1 + 2\lambda). \end{aligned}$$

The coupling constants for the processes involving the η' -meson can be deduced from those of the η by simply changing θ_P into $\theta_P + \pi/2$.

Let us finally note that in deriving the $g_{P\gamma\gamma}$ coupling constants we have neglected contributions coming from the transitions $P \rightarrow V^4 + V^1 \rightarrow \gamma + \gamma$, retaining only first order terms in the correction to the VMD model.

4. - DISCUSSION AND RESULTS. -

Before proceeding to compare results of the present model with the available experimental information the numerical values of the quantities f_V , $g_{\rho\pi\pi}$, θ_V and θ_P are needed. According to the new data on e^+e^- colliding beams from Orsay⁽¹⁴⁾ we use $f_\rho^2/4\pi = 2.54 \pm 0.23$, $f_\omega^2/4\pi = 19.2 \pm 2.0$ and $f_\phi^2/4\pi = 11.0 \pm 0.9$ and, taking also into account the most recent results listed in ref. (11), $\Gamma(\rho \rightarrow \pi\pi) = (140 \pm 10) \text{ MeV}$, $m_\rho = 776 \text{ MeV}$ which imply $g_{\rho\pi\pi}^2/4\pi = 2.66 \pm 0.19$.

The question arises now of the choice of the mixing angles, according to a linear or quadratic Gell-Mann-Okubo mass formula. In the framework of the quark model however we have some arguments favoring the linear one. In fact, Butler et al.⁽¹⁹⁾ have measured the production ratios ϕ/ω and η/η' in the reaction $\pi^+p \rightarrow \Delta^{++} + \text{Boson}$ and have analyzed their results in light of the quark model predictions of Alexander et al.⁽²⁰⁾. They obtain $\theta_V^{\text{exp}} = 37.5^{+1.3}_{-2.2}$ and $\theta_P^{\text{exp}} = -29.0^{+3.3}_0$ in agreement with the linear mass formula predictions

$$(16) \quad \theta_V = 37.7^\circ, \quad \theta_P = -23.4^\circ$$

Furthermore, from an analysis⁽²¹⁾ of the data on the process $\pi^+p \rightarrow \Delta^{++} \eta(\eta')$ one obtains the ratio

$$r \equiv \frac{g_{A2\pi\eta'}^2}{2 g_{A2\pi\eta}^2} = 0.38 \pm 0.07$$

which agrees with the result $r = \text{tg}^2(\theta_P - \theta_O) = 0.37$ derived from simple quark model arguments and eq. (16).

With all this in mind we turn now to a determination of the free parameters $g_{\rho\omega\pi}$ and λ and a comparison of our predictions with experiments. The decay widths and the branching ratios for processes with a clear experimental situation are shown in Table 1. The experimental data are taken from ref. (11) except the values of R_ϕ and $R_{\eta'}$ which can be deduced from the recent results quoted in references (14) and (22). Using equations (3), (8), (12) and (15) and the least squares method to fit these experimental data we obtain

$$(17) \quad g_{\rho\omega\pi}^2 = (370 \pm 32) \text{ GeV}^{-2}$$

$$\lambda = -0.16 \pm 0.03,$$

the corresponding χ^2 being 3.1 for 6 degrees of freedom. The predictions

TABLE 1

Process	Experimental data	EVMD	VMD
$\Gamma(\omega \rightarrow \pi^+ \pi^- \pi^0)$ (MeV)	10.2 ± 0.9	10.4 ± 1.2	6.5 ± 0.7
$R_\omega \equiv \frac{\omega \rightarrow \pi^0 \gamma}{\omega \rightarrow 3\pi}$ (%)	10.4 ± 1.4	10.6 ± 1.4	15 ± 2
$\Gamma(\varphi \rightarrow \pi^+ \pi^- \pi^0)$ (MeV)	0.73 ± 0.22	0.73 ± 0.08	0.45 ± 0.05
$R_\varphi \equiv \frac{\varphi \rightarrow \pi^0 \gamma}{\varphi \rightarrow 3\pi}$ (%)	1.37 ± 0.65	0.65 ± 0.09	0.92 ± 0.11
$\Gamma(\pi^0 \rightarrow \gamma\gamma)$ (eV)	7.8 ± 1.0	8.2 ± 1.6	11.1 ± 1.7
$\Gamma(\eta \rightarrow \gamma\gamma)$ (eV)	990 ± 220	730 ± 150	980 ± 150
$R_\eta \equiv \frac{\eta \rightarrow \pi^+ \pi^- \gamma}{\eta \rightarrow \gamma\gamma}$ (%)	12.2 ± 0.6	10.5 ± 2.2	6.9 ± 1.4
$R_{\eta'} \equiv \frac{\eta' \rightarrow \gamma\gamma}{\eta' \rightarrow \text{all}}$ (%)	1.8 ± 0.5	1.53 ± 0.20	2.34 ± 0.27

our model for these values are then reported in the third column of Table 1.

A similar analysis has also been performed with $\lambda = 0$, i.e., within the restricted VMD model. We obtain

$$g_{\omega\rho\pi}^2 = (230 \pm 20) \text{ GeV}^{-2}$$

and the results quoted in the last column of Table 1. The χ^2 has increased to 36.8 for 7 degrees of freedom.

Similar results concerning radiative decays with a less definite experimental situation are shown in Table 2. The experimental data are taken again from reference (11) except the quoted values for the $\varphi \rightarrow \eta\gamma$ decay width deduced from references (14,23).

TABLE 2

Process	Experimental information	EVMD	VMD
$\Gamma(\eta' \rightarrow \gamma\gamma)$	< 72	4.3 ± 0.9	5.7 ± 0.9
$\Gamma(\eta' \rightarrow \pi^+ \pi^- \gamma)$	< 1200	83 ± 13	73 ± 11
$\Gamma(\eta' \rightarrow \omega \gamma)$	---	9.2 ± 1.3	7.9 ± 1.0
$\Gamma(\rho \rightarrow \pi\gamma)$	< 625	130 ± 18	116 ± 15
$\Gamma(\rho \rightarrow \eta\gamma)$	---	98 ± 14	83 ± 10
$\Gamma(\omega \rightarrow \eta\gamma)$	< 180	11.5 ± 1.6	9.8 ± 1.2
$\Gamma(\varphi \rightarrow \eta\gamma)$	84 ± 30 292 ± 80	110 ± 16	91 ± 12

All rates are expressed in KeV.

5. - CONCLUSIONS. -

We have analyzed the radiative and strong decays (1) of pseudo-scalar and vector mesons. Decay amplitudes with three particles final state have been described by means of finite dispersion relations, whose reliability has been tested through a FESR. This implies an important modification to the pole model result for the $\eta \rightarrow \pi^+ \pi^- \gamma$ decay and a non-negligible one for $\omega \rightarrow \pi^+ \pi^- \pi^0$. The coupling constants are then related by the simple quark model. This allows a description of all processes in terms of a reduced number of unknown parameters: only one, if we restrict ourselves to the known VMD with ρ , ω and φ mesons, or two, if further vector mesons are assumed to exist.

In the first case only a semi-quantitative agreement between theory and experiments is achieved.

The extension of the simple VMD model, by the inclusion of further vector mesons, leads on the contrary to a significant improvement in the agreement between theory and experiments. This extension is also favoured by recent experimental indications on the existence of new vector mesons⁽¹⁶⁾. The implications of our model in the e^+e^- annihilation

into hadrons, as well as in proton Compton scattering and vector meson photoproduction have been previously discussed⁽¹⁷⁾.

ACKNOWLEDGEMENTS. -

We are very grateful to Y. Srivastava for many discussions and a critical reading of the manuscript.

One of us (A.B.) acknowledges G.I.F.T. for financial support.

REFERENCES. -

- (1) - M. Gell-Mann, D. Sharp and W.G. Wagner; *Phys. Rev. Letters*, **8**, 261 (1962).
- (2) - For a recent discussion on the argument see M. Gourdin, talk given at the Intern. Conf. on Meson Resonances and Related Electromagnetic Phenomena, Bologna, (1971); See also C.H. Chan, *Phys. Letters* **8**, 211 (1964) and J. Yellin, *Phys. Rev.* **147**, 1080 (1966).
- (3) - E. Cremmer, *Nuclear Phys.* **B14**, 52 (1969); A. Baracca and A. Bramón, *Nuovo Cimento* **51A**, 873 (1967).
- (4) - A. Baracca and A. Bramón, *Nuovo Cimento* **69A**, 613 (1970).
- (5) - W. Alles, *Nuovo Cimento Letters* **4**, 137 (1970); G.J. Gounaris, *Phys. Rev.* **D1**, 1437 (1970); **D2**, 2734 (1970).
- (6) - P. Singer, *Phys. Rev.* **D1**, 86 (1970).
- (7) - R. Aviv and S. Nussinov; *Phys. Rev.* **D2**, 209 (1970).
- (8) - G.J. Gounaris and A. Verganelakis; *Nuclear Phys.* **B34**, 418 (1971).
- (9) - H. Goldberg and Y. Srivastava, *Phys. Rev. Letters* **22**, 749 (1969).
- (10) - M. Ademollo, H.R. Rubinstein, G. Veneziano and M.A. Virasoro; *Phys. Rev. Letters* **19**, 1402 (1967); *Phys. Rev.* **176**, 1904 (1968).
- (11) - Particle Data Group, *Rev. Mod. Phys.* **43**, (1971).
- (12) - A.M. Cnops, G. Finocchiaro, P. Mittner, P. Zanella, J.P. Dufey, B. Gobbi, M.A. Pouchon and A. Muller; *Phys. Lett.* **26B**, 398 (1968).
- (13) - G. Wolf; Talk given at the "1971 Intern. Symp. on Electron and Photon Interactions at High Energies", Cornell (1971).
- (14) - J. Lefrancois, Talk given at the "1971 Intern. Symp. on Electron and Photon Interactions at High Energies", Cornell (1971).
- (15) - C. Bernardini, Talk given at the "1971 Intern. Symp. on Electron and Photon Interactions at High Energies", Cornell (1971).

- (16) - G. Barbarino, F. Ceradini, M. Conversi, M. Grilli, E. Iarocci, M. Nigro, L. Paoluzi, R. Santonico, P. Spillantini, L. Trasatti, V. Valente, R. Visentin and G. T. Zorn, LNF-71/96 (1971); Lett. Nuovo Cimento, to be published.
- (17) - A. Bramón and M. Greco, LNF-71/97 (1971); Lett. Nuovo Cimento, to be published.
- (18) - A. Bramón and M. Greco, Lett. Nuovo Cimento 1, 739 (1971).
- (19) - W.R. Butler, D.G. Cogne, G. Goldhaber, B.H. Hall, J.N. MacNaughton and G.H. Trilling, UCRL-19225 (1969).
- (20) - G. Alexander, H. Lipkin and F. Scheck, Phys. Rev. Letters 17, 412 (1966).
- (21) - G.S. Abrams, K.W.J. Barnham, W.R. Butler, D.G. Cogne, G. Goldhaber, B.H. Hall, J. MacNaughton and G.H. Trilling - UCRL-20067 (1970).
- (22) - M. Basile, D. Bollini, P. Dalpiaz, P.L. Frabetti, T. Massam, F. Navach, F.L. Navarra, M.A. Schneegans and A. Zichichi; Nuovo Cimento, to be published.
- (23) - M. Basile, P. Dalpiaz, P.L. Frabetti, T. Massam, F.L. Navarra, M.A. Schneegaus and A. Zichichi; CERN Preprint Dec. 1971 submitted to Phys. Letters.