

Sezione di Padova
62/3

INFN/BE-62/3
17.12.1962

G. Pisent: PHASESHIFT ANALYSIS IN SINGLE-CHANNEL REACTIONS.

G. Pisent^(x): PHASESHIFT ANALYSIS IN SINGLE-CHANNEL REACTIONS.

(This work has been carried out by the Istituto Nazionale di Fisica Nucleare, Sezione di Padova, under Contract Euratom-Cnen.).

1 - INTRODUCTION.

A general method for phaseshift analysis of single channel reactions is outlined. The purpose of this paper is to give a complete survey of this subject¹⁻⁶⁾, in order to relate the phaseshift ambiguities closely to the mathematical structure of the cross section and to allow the quick numerical calculation of all mathematical phaseshifts compatible with input data. The method is outlined for the general case of arbitrary maximum orbital angular momentum, and discussed in detail for S, P and D wave analyses.

2 - OUTLINE OF THE METHOD.

The differential cross section for the scattering of neutrons by zero spin nuclei is given by

$$(1) \quad k^2 \sigma(\theta) = \left| \sum_L (\bar{a}_L / 2i) P_L(\cos \theta) \right|^2 + \\ + \left| \sum_L (\bar{b}_L / 2i) P'_L(\cos \theta) \right|^2,$$

(x) - Istituto di Fisica dell'Università - Padova.
Istituto Nazionale di Fisica Nucleare - Sezione di Padova.

where

$$(2a) \quad \bar{a}_0 = (\cos 2\delta_1^0 - 1) + i \sin 2\delta_1^0,$$

$$(2b) \quad \bar{a}_L (L > 0) = u_L - (2L + 1) + i v_L,$$

$$(2c) \quad \bar{b}_L = \exp(2i\delta_{2L+1}^L) - \exp(2i\delta_{2L-1}^L),$$

and

$$(3a) \quad u_L = \alpha_L \cos 2\delta_{2L+1}^L + \beta_L \cos 2\delta_{2L-1}^L,$$

$$(3b) \quad v_L = \alpha_L \sin 2\delta_{2L+1}^L + \beta_L \sin 2\delta_{2L-1}^L.$$

δ_{2J}^L is the phaseshift for the interaction in the state of orbital angular momentum $J = L \pm \frac{1}{2}$; and $\alpha_L = L + 1$, $\beta_L = L$. Let L_{\max} be the maximum orbital angular momentum involved at the considered scattering energy. Eq. (1) can be written as

$$(4) \quad K^2 \sigma(\Theta) = \sum_{N=0}^{2L_{\max}} A_N \cos^N \Theta,$$

where the coefficients A_N , expressed in terms of the real and imaginary part of \bar{a}_L and \bar{b}_L , are determined by the least square fit of the measured angular distribution. Using the optical theorem $\text{Im} \bar{f}(0^\circ) = (K^2/4\pi) \sigma(K)$, where $\bar{f}(0^\circ) = \sum_L (\bar{a}_L/2i)$, and the relation $K^2 \sigma(0^\circ) = [\text{Re} \bar{f}(0^\circ)]^2 + [\text{Im} \bar{f}(0^\circ)]^2$, one obtains

$$(5a) \quad \cos 2\delta_1^0 + \sum_L u_L = U_L,$$

$$(5b) \quad \sin 2\delta_1^0 + \sum_{L} v_L = v_L,$$

where in the case of $L = L_{\max}$

$$(6a) \quad U_{L_{\max}} = \sum_{N=0}^{L_{\max}} \left[(2N+1) - 2A_{2N}/(2N+1) \right],$$

$$(6b) \quad v_{L_{\max}} = 2 \Omega_V \left[\left(\sum_{N=0}^{2L_{\max}} A_N \right) \left(\sum_{N=0}^{L_{\max}} A_{2N} / \{2N+1\} \right)^2 \right]^{1/2},$$

Ω_V being the signum function⁺)

$$(7) \quad \Omega_V = \pm 1.$$

Since $v_{L_{\max}}$ is a real quantity, the angular distribution coefficients must obey the condition

$$(8) \quad \left(\sum_{N=0}^{2L_{\max}} A_N \right) - \left(\sum_{N=0}^{L_{\max}} A_{2N} / \{2N+1\} \right)^2 \geq 0.$$

The following procedure will be entirely based on Eqs.(3); the importance of these equations arises from the fact that they allow the determination of the two phaseshifts corresponding to a given $L > 0$, provided all other phaseshifts are known. The solution of Eqs. (3) in compact form may be written as

$$(9a) \quad \cos 2\delta_{2L+1}^L = F_+(\Omega_L, u_L, v_L) / \alpha_L,$$

$$(9b) \quad \sin 2\delta_{2L+1}^L = F_+(\Omega_L, v_L, -u_L) / \alpha_L,$$

$$(9c) \quad \cos 2\delta_{2L-1}^L = F_-(\Omega_L, u_L, v_L) / \beta_L,$$

$$(9d) \quad \sin 2\delta_{2L-1}^L = F_-(\Omega_L, v_L, -u_L) / \beta_L,$$

(+) - Unless otherwise stated the symbol Ω will always be referred to a sign function.

where

$$(10) \quad F_{\pm}(\Omega_L, p, q) = \left\{ p \left[(p^2+q^2) \pm (\alpha_L^2 - \beta_L^2) \right] \right. \\ \left. \pm \Omega_L q \left[(2\alpha_L\beta_L)^2 - (p^2+q^2 - \alpha_L^2 - \beta_L^2)^2 \right]^{\frac{1}{2}} \right\} \left\{ 2(p^2+q^2) \right\}^{-1}.$$

Eqs. (9) show that the evident ambiguity implied by Eqs. (3) is described by the sgn function Ω_L . (In the particular case of $L=1$, this ambiguity corresponds, in the neutron-He⁴ scattering, to the normal or inverted doublet, which is known as the Fermi-Yang ambiguity in the π^+ -proton case).

Since we consider elastic scattering only, the following inequality must be satisfied, in order to ensure that the L phaseshifts be real

$$(11) \quad |u_L^2 + v_L^2 - \alpha_L^2 - \beta_L^2| \leq 2\alpha_L\beta_L.$$

A geometrical representation of Eqs. (5) is shown in Fig. 1, which visually demonstrates the two doublets.

In order to evaluate the S phaseshift, it has been found convenient to start from the coefficient A_0 , the general expression for which is found from Eqs. (1), (2), (3).

$$(12) \quad 4A_0 = |\bar{\lambda}|^2 + |\bar{\mu}|^2 + 2(\cos 2\sigma_1^0 - 1)(\text{Re } \bar{\lambda} - 1) + 2\sin 2\sigma_1^0 \text{Im } \bar{\lambda},$$

where

$$(13a) \quad \bar{\lambda} = \sum_{N=1}^{\infty} (-1)^N 2^{-2N} \frac{(2N)!}{(N!)^2} \bar{a}_{2N},$$

$$(13b) \quad \bar{\mu} = \sum_{N=0}^{\infty} (-1)^N 2^{-2N} \frac{(2N+1)!}{(N!)^2} \bar{b}_{2N+1}.$$

After some length manipulations, using Eqs. (5), (12), the S phaseshift is still found to obey Eqs. (9a), (9b), where now

$$(14a) \quad u_0 = (U_1 - 2)/2 + \text{Re } \bar{\lambda},$$

$$(14b) \quad v_0 = V_1/2 + \text{Im } \bar{\lambda},$$

$$(14c) \quad \alpha_0 = 1,$$

$$(14d) \quad \beta_0 = \left[2/\bar{\lambda}^2 + 1/\bar{\mu}^2 - 1/\bar{b}_1^2 + (U_1 - 4) \operatorname{Re} \bar{\lambda} + V_1 \operatorname{Im} \bar{\lambda} - U_1 + (U_1^2 + V_1^2)/4 - 4 A_0 + 8 \right]^{1/2}.$$

It may be remarked that the sgn function Ω_0 introduces an ambiguity even for the S phaseshift, as does Ω_L for higher partial waves.

3 - S AND P WAVE APPROXIMATION.

In the $L_{\max} = 1$ approximation, $U_1 \equiv U_{L_{\max}}$ and $V_1 \equiv V_{L_{\max}}$ are determined from Eqs. (6), so that Eqs. (14) become

$$(15a) \quad u_0 = (U_1 - 2)/2,$$

$$(15b) \quad v_0 = V_1/2,$$

$$(15c) \quad \alpha_0 = 1,$$

$$(15d) \quad \beta_0 = \left[\sum_{N=0}^2 (-1)^N A_N \right]^{1/2}.$$

A straightforward calculation gives then δ_1^0 , by means of Eqs. (9a), (9b), (10), provided condition (11) is satisfied, which in this case becomes

$$(16) \quad |A_0 - A_1 + (A_2/3)| \leq \left[\sum_{N=0}^2 (-1)^N A_N \right]^{1/2}.$$

The P doublet is now immediately found by means of Eqs. (9), (10), since $u_1 = U_1 - \cos 2\delta_1^0$ and $v_1 = V_1 - \sin 2\delta_1^0$, are known quantities. The inequality (11) now reads

$$(17) \quad |(U_1 - \cos 2\delta_1^0)^2 + (V_1 - \sin 2\delta_1^0) - 5| \leq 4.$$

Since the inequality (17) is a condition imposed on the S phaseshift, a preliminary resolution of the Ω_0 ambiguity turns out to be possible in particu-

lar cases. The problem is now completely solved, i.e. $2^3 = 8$ mathematical solutions are compatible with the input experimental data (3 = number of independent sgn functions). The choice of the physical solutions cannot obviously be made simply on mathematical grounds and additional physical information (polarization, continuity prescriptions versus energy, effective range approach⁷⁾ etc.) is required for this purpose.

The above formulas can be geometrically represented by the linkage system shown in Fig. 2 where all possible configurations allowed in S and P wave approximation are drawn.

4 - S, P AND D WAVE APPROXIMATION.

In the $L_{\max} = 2$ approximation⁽⁺⁾, $U_2 \equiv U_{L_{\max}}$ and $V_2 \equiv V_{L_{\max}}$ are known, whereas the unknown quantities U_1 and V_1 are connected by the following relation

$$(18) \quad (U_1 - U_2 + 3)^2 + (V_1 - V_2)^2 = 4 (1 + (4/15)A_4)^2.$$

The geometrical meaning of Eq. (18) is evident: the point $[U_1, V_1]$, lies on a circle of center $[(U_2 - 3), V_2]$, and radius $R = 2 \sqrt{1 + (4/15)A_4} = \sqrt{x^2 + y^2}$. Eq. (18) reduces the mobility of the linkage system to one degree of freedom only. It follows that all phaseshifts can be parametrized as functions of one variable parameter only. An additional condition between all phaseshifts, and input coefficients is then required in order to "freeze" the system.

(+) - For easy reference, the angular distribution coefficients in the $L_{\max}=2$ approximation are listed below

$$\begin{aligned} 4A_0 &= \sqrt{a_0}/^2 + \sqrt{b_1}/^2 + (1/4)a_2/^2 - \text{Re}(\bar{a}_0 \bar{a}_2^*), \\ 4A_1 &= 2\text{Re}(\bar{a}_0 \bar{a}_1^*) - \text{Re}(\bar{a}_1 \bar{a}_2^*) + 6 \text{Re}(\bar{b}_1 \bar{b}_2^*), \\ 4A_2 &= \sqrt{a_1}/^2 - \sqrt{b_1}/^2 - (3/2)\sqrt{a_2}/^2 + 9\sqrt{b_2}/^2 + 3\text{Re}(\bar{a}_0 \bar{a}_2^*), \\ 4A_3 &= 3\text{Re}(\bar{a}_1 \bar{a}_2^*) - 6 \text{Re}(\bar{b}_1 \bar{b}_2^*), \\ 4A_4 &= (9/4)\sqrt{a_2}/^2 - 9\sqrt{b_2}/^2. \end{aligned}$$

Choosing as variable parameter the abscissa $x = U_1 - U_2 + 3$ of the point $[U_1, V_1]$, relative to the center of the circle, it is immediately found that $y = \Omega_y \sqrt{R^2 - x^2}$.

All phaseshifts are now obtainable as functions of x . The D doublet is determined by taking into account that $u_2 = 3 - x$ and $v_2 = -y$. The determination of $\delta_1^{o(+)}$ is carried out by means of Eqs. (15), which now can be written as

$$(19a) \quad u_o = (U_2 - 3)/2 + x,$$

$$(19b) \quad v_o = V_2/2 + y,$$

$$(19c) \quad \alpha_o = 1,$$

$$(19d) \quad \beta_o = \left[\sum_{N=0}^4 (-1)^N A_N \right]^{1/2}.$$

Finally the P doublet is calculated using the relations $u_1 = (U_2 - 3) + x - \cos 2\delta_1^o$, $v_1 = V_2 + y - \sin 2\delta_1^o$. Inequality (11) becomes

$$(20) \quad / (U_2 - 3 + x - \cos 2\delta_1^o)^2 + (V_2 + y - \sin 2\delta_1^o)^2 - 5/ \leq 4.$$

This inequality would allow a preliminary elimination of the δ_o ambiguity as in the S and P wave. The linkage system for the determination of the phaseshifts as functions of x , is shown in Fig. 3.

The "freezing" condition is now provided by either of the two odd an-

(+) It must be stressed that the determination of the interval in which the parameter x is to be varied, involves timeconsuming procedures which are more cumbersome than may first appear. The following restrictive conditions, derived from (11), define, together with the obvious $|x| \leq R$, the "accessible" intervals of x :

$$/6x + 4 - R^2/ \leq 12,$$

$$/ \Omega_v \Omega_y / V_2 / \sqrt{R^2 - x^2} - (1 + \beta_o^2) + (R^2 + S^2) - (U_2 - 3)x / \leq 2 \beta_o,$$

where $4S^2 = (U_2 - 3)^2 + V_2^2$.

Inspection of this inequality shows that the domains of existence of phaseshifts solutions, depend on the twofold ambiguity of the product $\text{sgn} \Omega_v \Omega_y$.

gular distribution coefficients, for instance by solving the equation

$$(21) \quad W(x) = -(4/3)A_3,$$

with

$$(22) \quad W(x) = (x+2)(U_2 - 6 + x - \cos 2 \delta_1^0) + y(V_2 + y - \sin 2 \delta_1^0) \\ + 2(\cos 2 \delta_3^1 - \cos 2 \delta_1^1)(\cos 2 \delta_5^2 - \cos 2 \delta_3^2) \\ + 2(\sin 2 \delta_3^1 - \sin 2 \delta_1^1)(\sin 2 \delta_5^2 - \sin 2 \delta_3^2).$$

For each value of x , one has in general $2^5 = 32$ sets of phaseshifts, corresponding to 5 sgn functions; furthermore the effective number of solutions might be different in each case, depending on the possible manifold of solutions of Eq.(21). It must be said however that in practical cases the various restrictive conditions required by the procedure outlined in Sec. (3) and (4) drastically reduce the number of solutions mathematically compatible with the input data.

5 - NUMERICAL CALCULATION.

A straightforward analogic determination of the phaseshifts is made possible using the linkage system described in Figs. 2 and 3. A program for this kind of calculations, using digital computers, can be readily written, by following previous considerations (Sec. 3 and 4).

Phaseshift analyses are remarkably simplified, both in the $L_{\max}=1$, and $L_{\max} = 2$ approximations, by using the following symmetry properties: the quantities $U_1, U_2, x, W(x), \cos 2 \delta_{2J}^L$ are symmetric, and $V_1, V_2, y, \sin 2 \delta_{2J}^L$ anti-symmetric, against the simultaneous reversal of all sgn functions. Such a specular symmetry reduces by half the number of phaseshift solutions to be calculated. The linkage system, which introduces into the phaseshift analysis the element of continuous movement, is a useful device for preliminary calculation of those single channel reactions for which the energy dependence of phaseshifts is not well known. In fact, the linkage system realizes the continuity prescriptions on the phaseshifts versus energy, which are concealed

by standard electronic programming. In particular, the use of the linkage system, the degrees of freedom of which are established by the mathematical structure of the cross section, might represent in some cases an additional criterion for testing the reliability of the experimental data (see conditions (8) and (11)). Of course, once the general trend of the phaseshift behaviour is known, the electronic computer can be used for a precise calculation, while the phaseshift stability against variation of the data, within quoted experimental errors, is readily evaluated by small movements of the analogic system.

6 - AMBIGUITIES.

It may be useful to relate the well-known ambiguities in single channel reactions to the sgn functions Ω .

It is immediately established that the symmetry properties of $\cos \delta_{2J}^L$ and antisymmetry properties of $\sin \delta_{2J}^L$ with respect to a simultaneous reversal of all sgn functions, is equivalent to the obvious property that the cross section is invariant with respect to the change of sign of all phaseshifts.

The P wave ambiguity, arising when D waves are absent, is brought about by sign reversal of Ω_1 (Ω_0 and Ω_V being fixed). It follows that the well-known relation holds

$$(23) \quad \mathcal{J}_3^1(\Omega_1^+) - \mathcal{J}_1^1(\Omega_1^+) = \mathcal{J}_1^1(\Omega_1^-) - \mathcal{J}_3^1(\Omega_1^-).$$

Eq. (23) is no longer valid when D waves are switched on. In the general case, there still exists a D wave ambiguity, the nature of which is somewhat more complicated than the well-known P ambiguity. This fact is brought about by the function $W(x)$, which does not possess definite symmetry properties under the reversal of one sgn function only. It follows that each component of the D doublet is associated with a different S and P wave set of phaseshifts.

For the sake of completeness, it should be stressed that the $\text{sgn } \Omega_0$ function gives rise to an S wave ambiguity. This ambiguity turns out to be eliminated, in the $\bar{\kappa}^+$ - proton scattering, because one of the two solutions is forbidden by condition (20), and in the neutron-He⁴ scattering, because one of the two solutions is physically unacceptable.

The S wave ambiguity is also implied in the Minami ambiguity⁹⁾, according to which the cross section is invariant with respect to the interchange of all phaseshifts belonging to the same J and different parity. In the very special case, where all phaseshifts with $J \geq 3/2$ are zero, it can be easily demonstrated that the Minami ambiguity corresponds to changing Ω_0^+ into Ω_0^- , and viceversa.

As an example, Figs. 2 and 4 show the properties of the mathematical ambiguities, in a practical case of $L_{\text{max}} = 1$ (neutron-He⁴ scattering at 2.87 MeV⁸⁾) and $L_{\text{max}} = 2$ analyses ($\bar{\kappa}^+$ - proton scattering at 310 MeV¹⁰⁾) respectively. By inspection of Fig. 4, the Minami ambiguity is seen to be still connected with an S arm inversion.

The author is very indebted to Professor Villi, for helpful discussions and suggestions.

REFERENCES.

- 1) - R.A. Laubenstein and M.J.W. Laubenstein: Phys. Rev., 84, 18 (1951).
- 2) - J. Ashkin and H.S. Vosko, Phys. Rev., 91, 1248 (1953).
- 3) - E. Clementel and C. Villi, Nuovo Cimento, 2, 845 (1955).
- 4) - E. Clementel and C. Villi, Suppl. Nuovo Cimento 3, 474 (1956).
- 5) - I. Gabrielli, G. Iernetti, E. Clementel and C. Villi, Suppl. Nuovo Cimento, 3, 496 (1956).
- 6) - E. Clementel and C. Villi, Nuovo Cimento, 5, 1343 (1957).
- 7) - G. Pisent and C. Villi, Nuovo Cimento, 11, 300 (1959).
- 8) - F. Demanins, G. Pisent, G. Poiani and C. Villi, Phys. Rev., 125, 318 (1962).
- 9) - S. Minami, Progr. Theor. Phys. (Kyoto) 11, 213 (1954).
- 10) - J.H. Fost, O. Chamberlain, E.H. Rogers, H. Steiner, Phys. Rev., 122, 959 (1961).

FIGURE CAPTIONS.

- Fig. 1 - Linkage system allowing the calculation of the \mathcal{J}^L doublet, if all other phaseshifts are known. The Ω_L ambiguity is evident.
- Fig. 2 - Linkage system for phaseshift calculation in the $L_{\max}=1$ approximation. The configuration refers to neutron-He⁴ elastic scattering at the neutron energy of 2.87 MeV⁸⁾, where the D waves contribution has been found negligible. The system, completely "frozen", shows that all mathematical ambiguities, including the S wave one, are allowed here, because condition (17) is satisfied. "Physical" phaseshifts are explicitly shown.
- Fig. 3 - Linkage system for phaseshift analysis in the $L_{\max}=2$ approximation. Points signed by open circles are fixed, according to the experimental A_N coefficients. The system is seen to have one degree of freedom.
- Fig. 4 - Z^+ -proton scattering at 310 MeV, analyzed in the $L_{\max}=2$ approximation¹⁰⁾.
- Only one S wave is allowed for each of the three solutions.
 - "Fermi" and "Yang" solutions show an inversion in P arms only; and belong to slightly different values, since small D waves contributions are present.
 - It has to be stressed that a Minami-like ambiguity is here possible, without resorting to F waves, owing to the smallness of the D phaseshift; of course the correspondence

$$\mathcal{J}_{2L+1}^L (\text{Fermi}) = \mathcal{J}_{2L+1}^{L+1} (\text{Minami})$$

- is only approximately satisfied.
- The "Minami" solution, compared to the "Fermi" one, shows an inversion in the S, P and D arms.

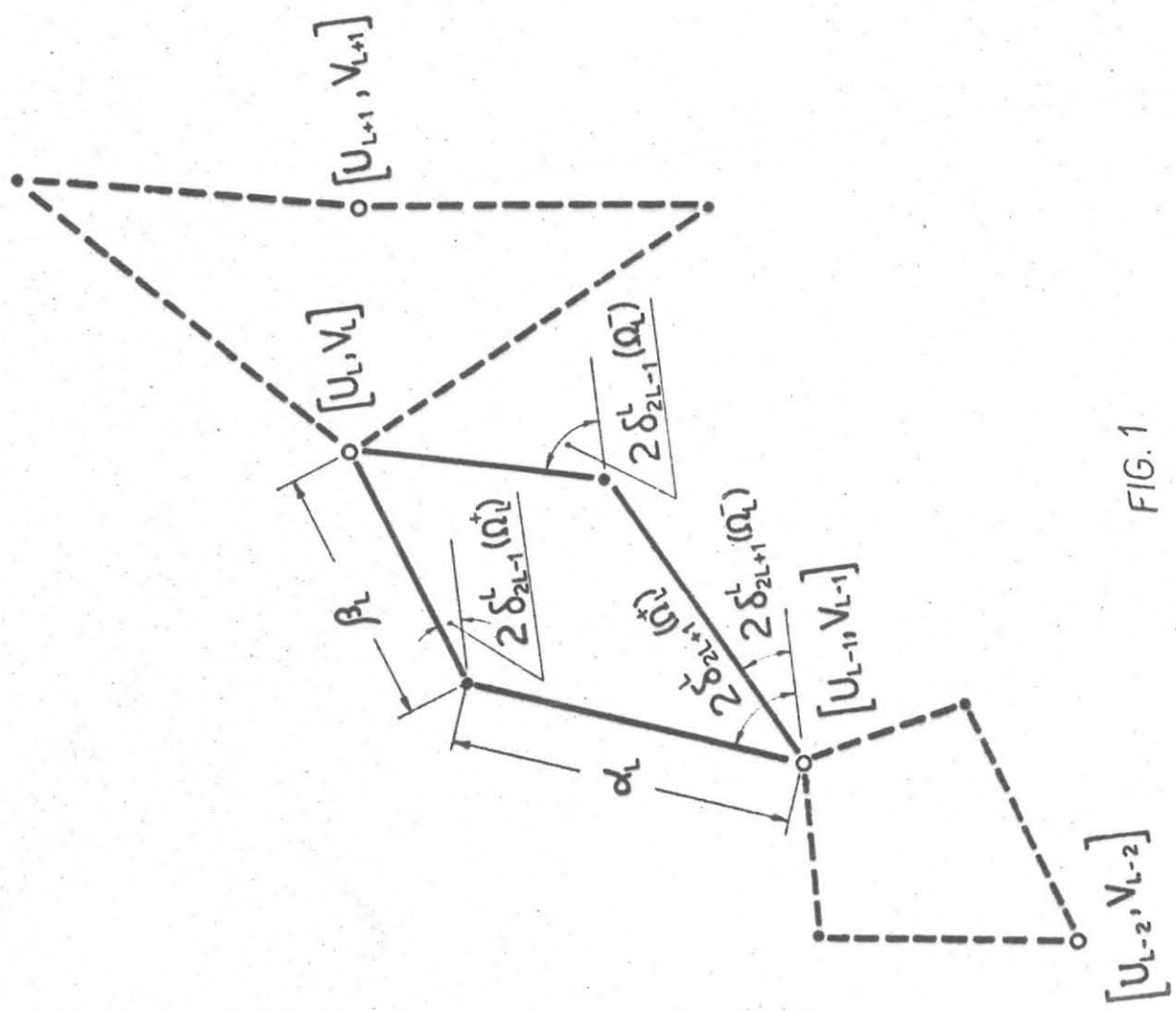


FIG. 1

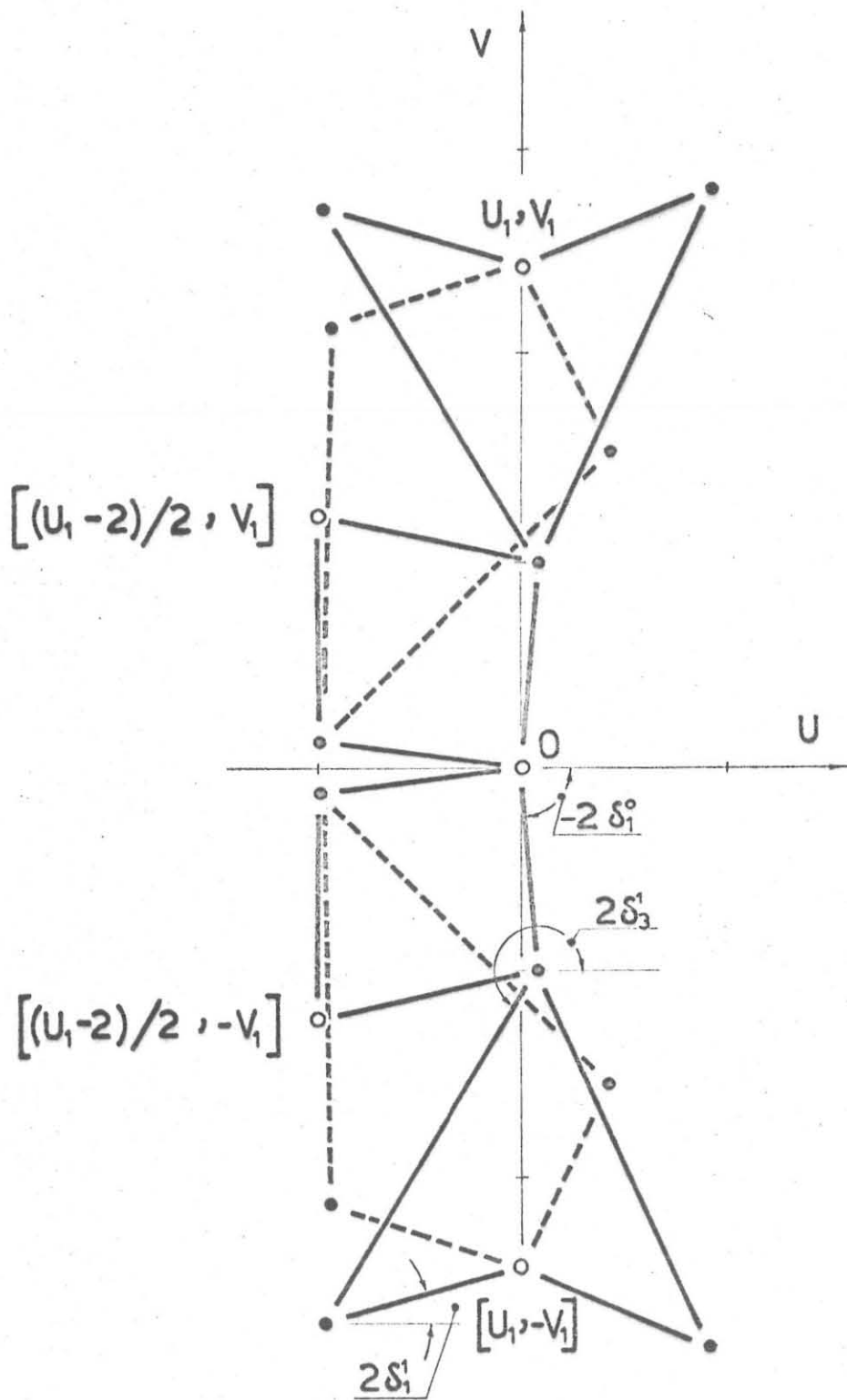


FIG. 2

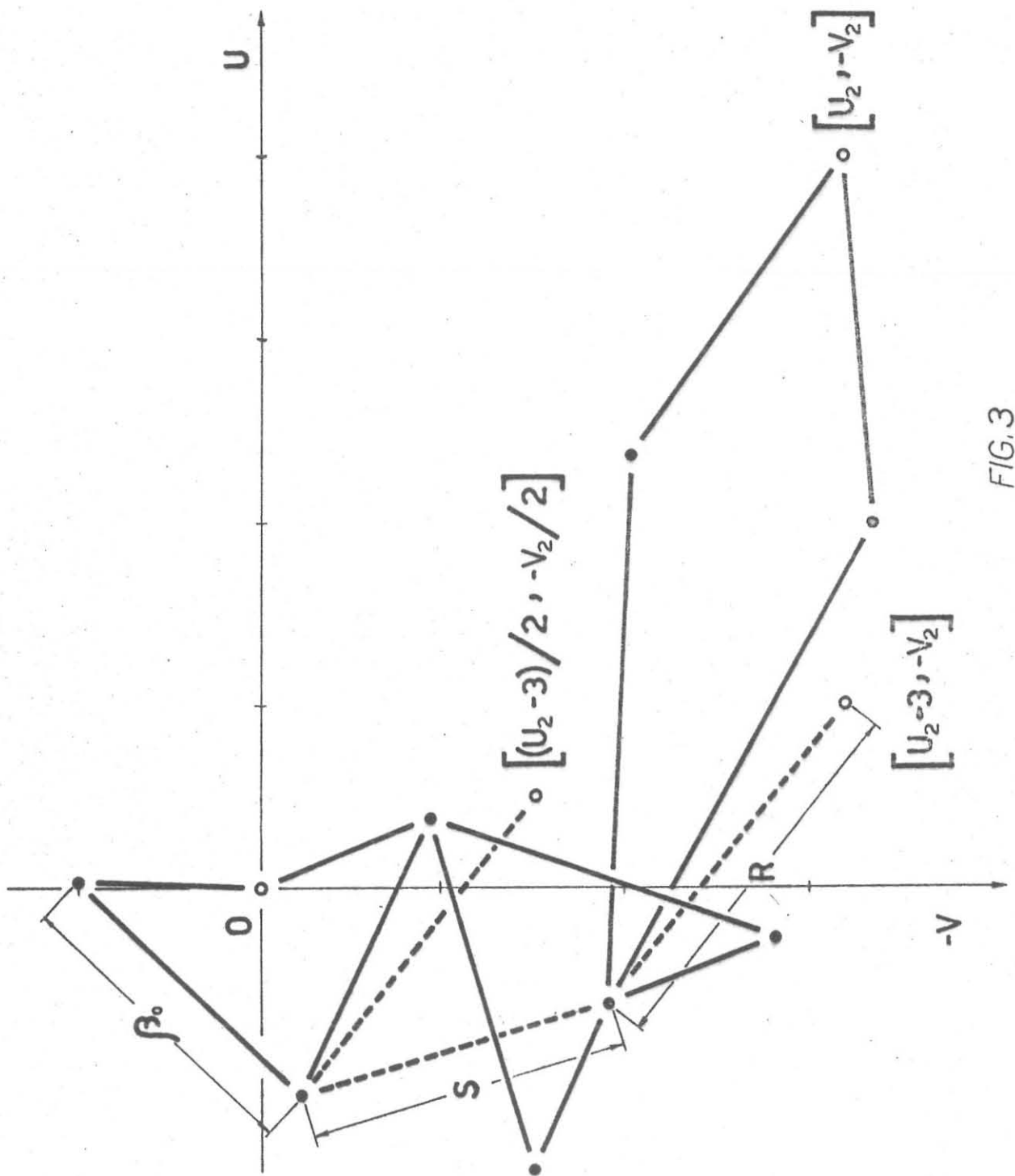
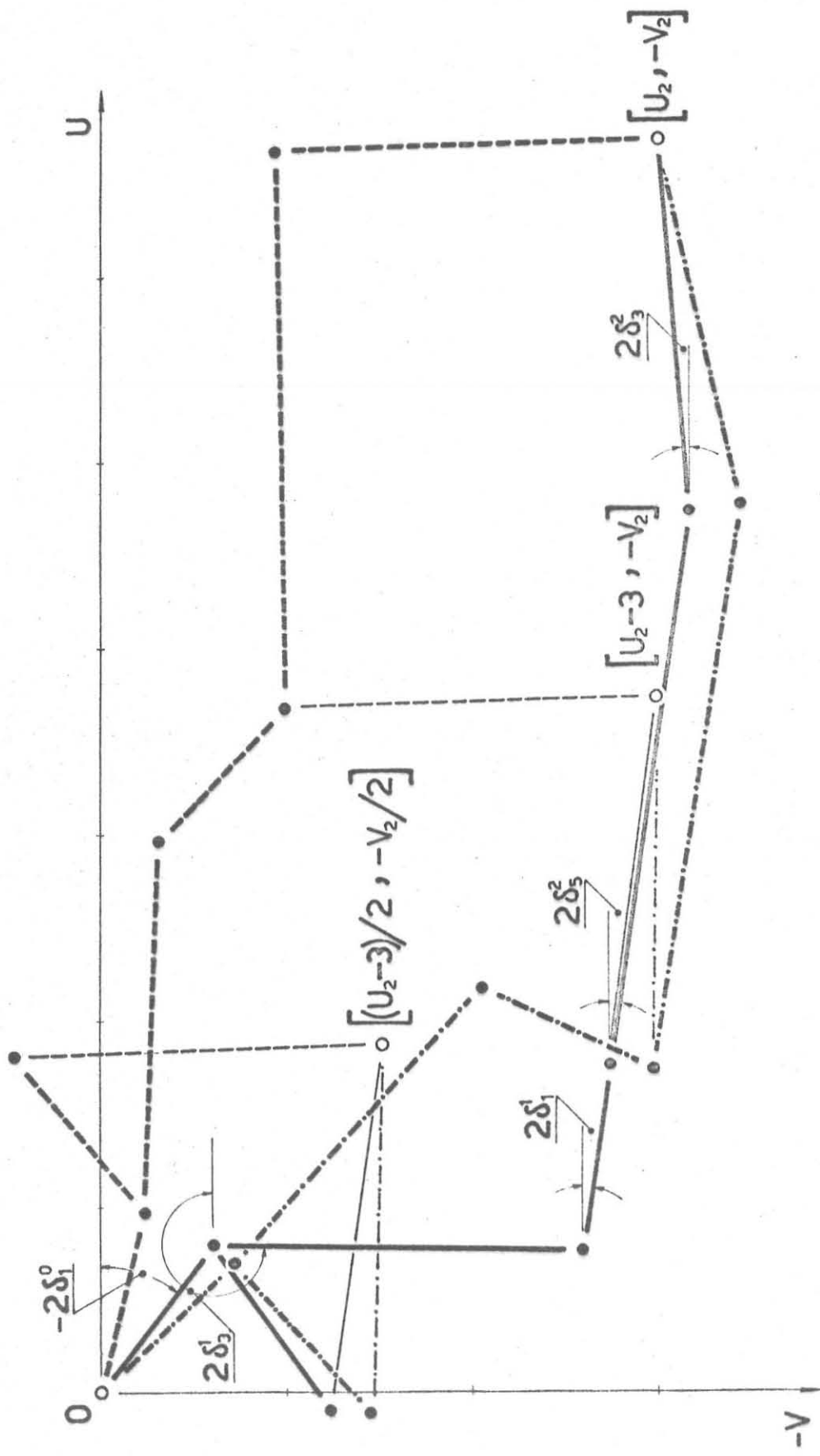


FIG. 3



- FERMI
- MINAMI
- YANG

FIG.4