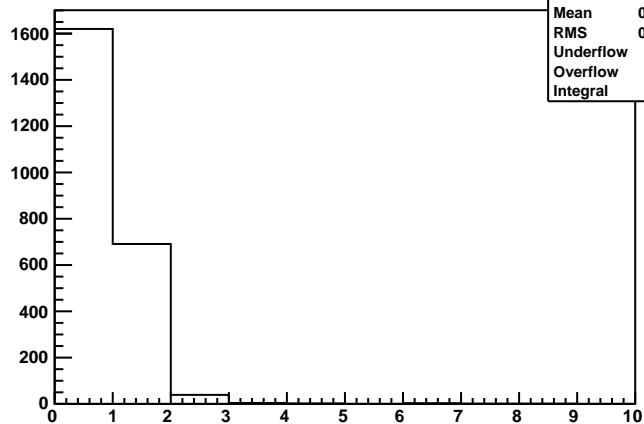
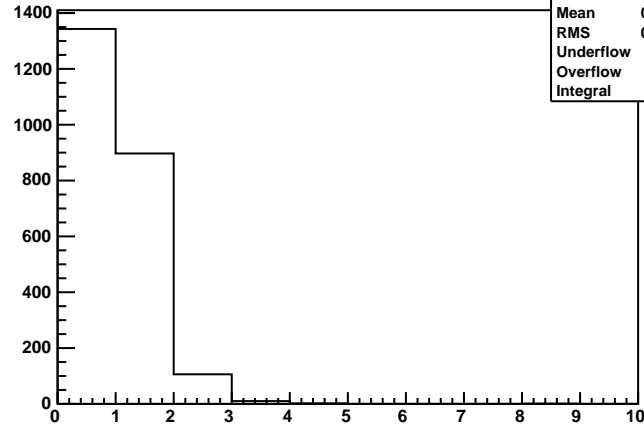


number of clusters, view X



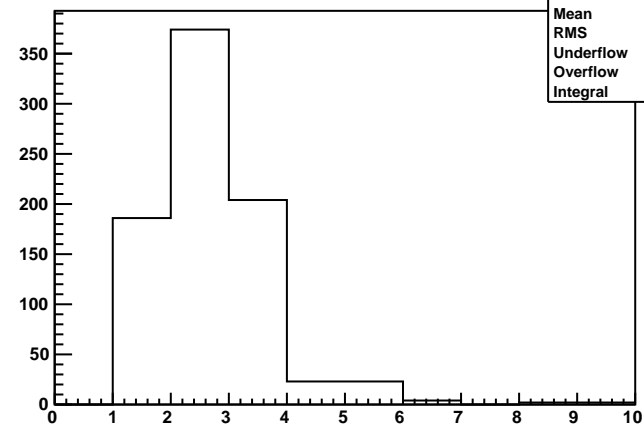
nClsX	
Entries	2361
Mean	0.3482
RMS	0.5999
Underflow	0
Overflow	0
Integral	2361

number of clusters, view Y



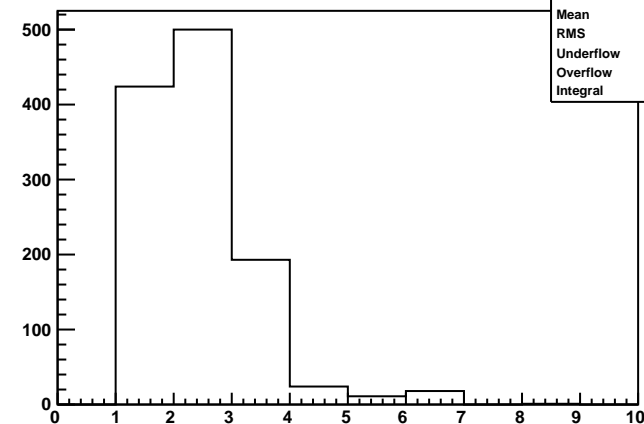
nClsY	
Entries	2361
Mean	0.4896
RMS	0.6317
Underflow	0
Overflow	2
Integral	2359

cluster widths, view X



WidtX	
Entries	822
Mean	2.214
RMS	1.04
Underflow	0
Overflow	4
Integral	818

cluster widths, view Y



WidtY	
Entries	1178
Mean	1.939
RMS	0.983
Underflow	0
Overflow	7
Integral	1171